

Town of Farmville



Proposed 2026 Five-Year Capital Improvement Program

C. Scott Davis, LP.D., ICMA-CM, Town Manager

2026 FIVE-YEAR CAPITAL IMPROVEMENT PROGRAM

TABLE OF CONTENTS

FISCAL-YEAR SUMMARY	1
OPERATIONAL CAPITAL PROJECTS	
Legislative Department.....	2
Town Manager Office	4
Finance Department	6
Information Technology	9
Police Department	16
Farmville Communications (E-911)	20
Farmville Fire Department	22
Community Development	24
Farmville Area Bus	27
Recreation Department	29
Maintenance – Buildings and Grounds	31
Public Works Department - Building and Grounds	33
Public Works Department - Horticulture.....	36
Public Works Department - Sanitation	38
Public Works Department - Sewer Maintenance	41
Public Works Department - Street Maintenance	43
Public Works Department - Water Maintenance	46
Water Treatment Plant	49
Wastewater Treatment Plant	51
FIVE-YEAR CAPITAL PROJECTS	
Fiscal Year 2026-2027	53
Fiscal Year 2027-2028	63
Fiscal Year 2028-2029	81
Fiscal Year 2029-2030	100
Fiscal Year 2030-2031	117
Farmville Regional Airport	122

Town of Farmville, Virginia 2026 Five-Year Capital Improvement Summary

FISCAL YEAR	PROJECTS	TOTAL PROJECT COST
2026-2027	Operational Capital	\$1,188,734
	Capital Projects	\$24,845,657
	TOTAL	\$26,034,391
2027-2028	Operational Capital	\$2,952,479
	Capital Projects	\$2,509,000
	TOTAL	\$5,461,479
2028-2029	Operational Capital	\$2,788,776
	Capital Projects	\$2,567,100
	TOTAL	\$5,355,876
2029-2030	Operational Capital	\$1,953,928
	Capital Projects	\$14,791,000
	TOTAL	\$16,744,928
2030 - 2031	Operational Capital	\$3,540,048
	Capital Projects	\$405,000
	TOTAL	\$3,945,048
AIRPORT CAPITAL IMPROVEMENT PLAN		
FISCAL YEAR	PROJECTS	TOTAL PROJECT COST
2026 - 2027	Capital Projects	\$575,000
2027 - 2028	Capital Projects	\$850,000
2028 - 2029	Capital Projects	\$1,900,000
2029 - 2030	Capital Projects	\$4,500,000
2030 - 2031	Capital Projects	\$7,000,000
2031 - 2032	Capital Projects	\$500,000
	TOTAL	\$15,325,000

Town of Farmville



Operational Capital Projects

Town of Farmville, Virginia

2027-2031 5YRCIP - Operations - Vehicles, Equipment, Furniture, and Fixtures

LEGISLATIVE DEPARTMENT

Fiscal Year:

FY2026-27

ITEM	Quantity	Unit Cost	Annual M&O Cost	Total Cost
IPADS <i>Election year (possible need for three Ipads for new Council members)</i>	3	\$250	\$0	\$750
Total Operating Capital Outlay - FY 2026-27 =				\$750
Annual Maintenance & Operations Cost =				\$0

Fiscal Year:

FY2027-28

ITEM	Quantity	Unit Cost	Annual M&O Cost	Total Cost
NO CAPITAL NEEDS CURRENTLY IDENTIFIED FOR THIS FISCAL YEAR				
Total Operating Capital Outlay - FY 2027-28 =				\$0
Annual Maintenance & Operations Cost =				\$0

Fiscal Year:

FY2028-29

ITEM	Quantity	Unit Cost	Annual M&O Cost	Total Cost
IPADS <i>Election year (possible need for three Ipads for new Council members)</i>	3	\$400	\$0	\$1,200
Total Operating Capital Outlay - FY 2028-29 =				\$1,200
Annual Maintenance & Operations Cost =				\$0

Town of Farmville, Virginia

2027-2031 5YRCIP - Operations - Vehicles, Equipment, Furniture, and Fixtures

LEGISLATIVE DEPARTMENT

Fiscal Year:

FY2029-30

ITEM	Quantity	Unit Cost	Annual M&O Cost	Total Cost
\$0				
<i>NO CAPITAL NEEDS CURRENTLY IDENTIFIED FOR THIS FISCAL YEAR</i>				
Total Operating Capital Outlay - FY 2029-30 =				\$0
Annual Maintenance & Operations Cost =				\$0

Fiscal Year:

FY2030-31

ITEM	Quantity	Unit Cost	Annual M&O Cost	Total Cost
PRINTER	1	\$400	\$0	\$400
<i>Replace the Clerk of Council's local printer</i>				
Total Operating Capital Outlay - FY 2030-31 =				\$400
Annual Maintenance & Operations Cost =				\$0

Town of Farmville, Virginia

2027-2031 5YRCIP - Operations - Vehicles, Equipment, Furniture, and Fixtures

TOWN MANAGER OFFICE

Fiscal Year:

FY2026-27

ITEM	Quantity	Unit Cost	Annual M&O Cost	Total Cost
\$0				
<i>NO CAPITAL NEEDS CURRENTLY IDENTIFIED FOR THIS FISCAL YEAR</i>				
Total Operating Capital Outlay - FY 2026-27 =				\$0
Annual Maintenance & Operations Cost =				\$0

Fiscal Year:

FY2027-28

ITEM	Quantity	Unit Cost	Annual M&O Cost	Total Cost
DESKTOP COMPUTER	1	\$3,500	\$0	\$3,500
<i>Replacement: Replace Executive Assistant's desktop computer and printer as recommended by IT.</i>				
LAPTOP	1	\$3,000	\$0	\$3,000
<i>Replacement: replace the Human Resources laptop</i>				
CONFERENCE ROOM CHAIRS	20	\$350	\$0	\$7,000
<i>Replacement: Replace chairs in the Town Manager's Conference Room. The current chairs are in need of repair and have visible damage from normal usage and were purchased in 2007.</i>				
Total Operating Capital Outlay - FY 2027-28 =				\$13,500
Annual Maintenance & Operations Cost =				\$0

Town of Farmville, Virginia

2027-2031 5YRCIP - Operations - Vehicles, Equipment, Furniture, and Fixtures

TOWN MANAGER OFFICE

Fiscal Year:

FY2028-29

ITEM	Quantity	Unit Cost	Annual M&O Cost	Total Cost
LAPTOP/SURFACE <i>Replacement: Replace Town Manager's computer/Surface as recommended by IT.</i>	1	\$4,000	\$0	\$4,000
EXECUTIVE DESK <i>Replacement: Replace executive desk in the Town Manager's Office. Current desk has visible damage from normal usage and was purchased in 2007.</i>	1	\$5,000	\$0	\$5,000
Total Operating Capital Outlay - FY 2028-29 =				\$9,000
Annual Maintenance & Operations Cost =				\$0

Fiscal Year:

FY2029-30

ITEM	Quantity	Unit Cost	Annual M&O Cost	Total Cost
\$0				
<i>NO CAPITAL NEEDS CURRENTLY IDENTIFIED FOR THIS FISCAL YEAR</i>				
Total Operating Capital Outlay - FY 2029-30 =				\$0
Annual Maintenance & Operations Cost =				\$0

Fiscal Year:

FY2030-31

ITEM	Quantity	Unit Cost	Annual M&O Cost	Total Cost
\$0				
<i>NO CAPITAL NEEDS CURRENTLY IDENTIFIED FOR THIS FISCAL YEAR</i>				
Total Operating Capital Outlay - FY 2030-31 =				\$0
Annual Maintenance & Operations Cost =				\$0

Town of Farmville, Virginia

2027-2031 5YRCIP - Operations - Vehicles, Equipment, Furniture, and Fixtures

FINANCE DEPARTMENT

Fiscal Year:

FY2026-27

ITEM	Quantity	Unit Cost	Annual M&O Cost	Total Cost
\$0				
<i>NO CAPITAL NEEDS CURRENTLY IDENTIFIED FOR THIS FISCAL YEAR</i>				
Total Operating Capital Outlay - FY 2026-27 =				\$0
Annual Maintenance & Operations Cost =				\$0

Fiscal Year:

FY2027-28

ITEM	Quantity	Unit Cost	Annual M&O Cost	Total Cost
DESKTOP COMPUTERS	2	\$1,751	\$0	\$3,502
<i>Replacement: Replace two desktop computers that were purchased in 2024. Replace with Intel Core, 8GB Ram or more, upgrade to newest version of Windows Professional, and 3 year onsite maintenance.</i>				
COMPUTER MONITORS	2	\$412	\$0	\$824
<i>Replacement: Replace two LCD Flat Panel Monitors that were purchased in 2024.</i>				
TECHINAL ASSISTANCE	1	\$5,150	\$0	\$5,150
<i>Transfer data and software from old PC's to new PC's, set up printers and workstations, install newest version of Windows, etc.</i>				
Total Operating Capital Outlay - FY 2027-28 =				\$9,476
Annual Maintenance & Operations Cost =				\$0

Town of Farmville, Virginia

2027-2031 5YRCIP - Operations - Vehicles, Equipment, Furniture, and Fixtures

FINANCE DEPARTMENT

Fiscal Year:

FY2028-29

ITEM	Quantity	Unit Cost	Annual M&O Cost	Total Cost
DESKTOP COMPUTERS <i>Replacement: Replace three desktop computers that were purchased in 2024. Replace with Intel Core, 8GB Ram or more, upgrade to newest version of Windows Professional, and 3 year onsite maintenance.</i>	3	\$1,751	\$0	\$5,253
LAPTOP COMPUTER <i>Replacement: Replace the procuremetn/grant writing laptop that was purchased in 2024.</i>	1	\$1,803	\$0	\$1,803
COMPUTER MONITORS <i>Replacement: Replace four LCD Flat Panel Monitors that were purchased in 2024.</i>	4	\$412	\$0	\$1,648
TECHINAL ASSISTANCE <i>Transfer data and software from old PC's to new PC's, set up printers and workstations, install newest version of Windows, etc.</i>	1	\$5,150	\$0	\$5,150
Total Operating Capital Outlay - FY 2028-29 =				\$13,854
Annual Maintenance & Operations Cost =				\$0

Fiscal Year:

FY2029-30

ITEM	Quantity	Unit Cost	Annual M&O Cost	Total Cost
LAPTOP COMPUTER <i>Replacement: Replace the Finance Director's and Payroll Clerk's laptop that was purchased in 2022.</i>	2	\$2,060	\$0	\$4,120
Total Operating Capital Outlay - FY 2029-30 =				\$4,120
Annual Maintenance & Operations Cost =				\$0

Town of Farmville, Virginia

2027-2031 5YRCIP - Operations - Vehicles, Equipment, Furniture, and Fixtures

FINANCE DEPARTMENT

Fiscal Year:

FY2030-31

ITEM	Quantity	Unit Cost	Annual M&O Cost	Total Cost
				\$0
<i>NO CAPITAL NEEDS CURRENTLY IDENTIFIED FOR THIS FISCAL YEAR</i>				
Total Operating Capital Outlay - FY 2030-31 =			<input type="text"/>	\$0
Annual Maintenance & Operations Cost =				\$0

Town of Farmville, Virginia

2027-2031 5YRCIP - Operations - Vehicles, Equipment, Furniture, and Fixtures

INFORMATION TECHNOLOGY

Fiscal Year:

FY2026-27

ITEM	Quantity	Unit Cost	Annual M&O Cost	Total Cost
LUMEN <i>Telephone system for Town Hall and Public Works (5% increase)</i>	1	\$4,970	\$0	\$4,970
CLOUD PERMIT 5400	1	\$13,000	\$0	\$13,000
CIVICENGAGE	1	\$15,532	\$0	\$15,532
CIVICPLUS MUNICODE	1	\$4,848	\$0	\$4,848
FIREWALLS <i>Firewall-Town Office</i>	1	\$5,040	\$0	\$5,040
OPEN GOV PROCUREMENT	1	\$10,862	\$0	\$10,862
NEW PHONE SYSTEM	1	\$25,000	\$0	\$25,000
Total Operating Capital Outlay - FY 2026-27 =				\$79,252
Annual Maintenance & Operations Cost =				\$0

Town of Farmville, Virginia

2027-2031 5YRCIP - Operations - Vehicles, Equipment, Furniture, and Fixtures

INFORMATION TECHNOLOGY

Fiscal Year:

FY2027-28

ITEM	Quantity	Unit Cost	Annual M&O Cost	Total Cost
LUMEN <i>Telephone system for Town Hall and Public Works (5% increase)</i>	1	\$5,375	\$0	\$5,375
CLOUD PERMIT 6500	1	\$15,000	\$0	\$15,000
CIVICENGAGE	1	\$17,086	\$0	\$17,086
CIVICPLUS MUNICODE	1	\$5,831	\$0	\$5,831
CIVICCLERK	1	\$5,107	\$0	\$5,107
SCANNING	1	\$103,000	\$0	\$103,000
OPEN GOV PROCUREMENT	1	\$10,862	\$0	\$10,862
FIREWALLS <i>Firewall-PD = \$5,040.00, WTP = \$720.00</i>	1	\$750	\$0	\$750
DOOR CARD SYSTEM	1	\$77,250	\$0	\$77,250

Total Operating Capital Outlay - FY 2027-28 = **\$240,261**

Annual Maintenance & Operations Cost = **\$0**

Town of Farmville, Virginia

2027-2031 5YRCIP - Operations - Vehicles, Equipment, Furniture, and Fixtures

INFORMATION TECHNOLOGY

Fiscal Year:

FY2028-29

ITEM	Quantity	Unit Cost	Annual M&O Cost	Total Cost
LUMEN <i>Telephone system for Town Hall and Public Works (5% increase)</i>	1	\$5,644	\$0	\$5,644
CLOUD PERMIT 6500	1	\$27,419	\$0	\$27,419
CIVICENGAGE	1	\$18,794	\$0	\$18,794
CIVICPLUS MUNICODE	1	\$6,414	\$0	\$6,414
CIVICCLERK	1	\$5,618	\$0	\$5,618
FIREWALLS <i>Firewall-WWTP = \$720, Fire House = \$1,068.20, ECC = \$5,040.00</i>	1	\$6,829	\$0	\$6,829

Total Operating Capital Outlay - FY 2028-29 = **\$70,718**

Annual Maintenance & Operations Cost = **\$0**

Town of Farmville, Virginia

2027-2031 5YRCIP - Operations - Vehicles, Equipment, Furniture, and Fixtures

INFORMATION TECHNOLOGY

Fiscal Year:

FY2026-27

ITEM	Quantity	Unit Cost	Annual M&O Cost	Total Cost
LUMEN <i>Telephone system for Town Hall and Public Works (5% increase)</i>	1	\$4,970	\$0	\$4,970
CLOUD PERMIT 5400	1	\$13,000	\$0	\$13,000
CIVICENGAGE	1	\$15,532	\$0	\$15,532
CIVICPLUS MUNICODE	1	\$4,848	\$0	\$4,848
FIREWALLS <i>Firewall-Town Office</i>	1	\$5,040	\$0	\$5,040
OPEN GOV PROCUREMENT	1	\$10,862	\$0	\$10,862
NEW PHONE SYSTEM	1	\$25,000	\$0	\$25,000
Total Operating Capital Outlay - FY 2026-27 =				\$79,252
Annual Maintenance & Operations Cost =				\$0

Town of Farmville, Virginia

2027-2031 5YRCIP - Operations - Vehicles, Equipment, Furniture, and Fixtures

INFORMATION TECHNOLOGY

Fiscal Year:

FY2027-28

ITEM	Quantity	Unit Cost	Annual M&O Cost	Total Cost
LUMEN <i>Telephone system for Town Hall and Public Works (5% increase)</i>	1	\$5,375	\$0	\$5,375
CLOUD PERMIT 6500	1	\$15,000	\$0	\$15,000
CIVICENGAGE	1	\$17,086	\$0	\$17,086
CIVICPLUS MUNICODE	1	\$5,831	\$0	\$5,831
CIVICCLERK	1	\$5,107	\$0	\$5,107
SCANNING	1	\$103,000	\$0	\$103,000
OPEN GOV PROCUREMENT	1	\$10,862	\$0	\$10,862
FIREWALLS <i>Firewall-PD = \$5,040.00, WTP = \$720.00</i>	1	\$750	\$0	\$750
DOOR CARD SYSTEM	1	\$77,250	\$0	\$77,250

Total Operating Capital Outlay - FY 2027-28 = **\$240,261**

Annual Maintenance & Operations Cost = **\$0**

Town of Farmville, Virginia

2027-2031 5YRCIP - Operations - Vehicles, Equipment, Furniture, and Fixtures

INFORMATION TECHNOLOGY

Fiscal Year:

FY2028-29

ITEM	Quantity	Unit Cost	Annual M&O Cost	Total Cost
LUMEN <i>Telephone system for Town Hall and Public Works (5% increase)</i>	1	\$5,644	\$0	\$5,644
CLOUD PERMIT 6500	1	\$27,419	\$0	\$27,419
CIVICENGAGE	1	\$18,794	\$0	\$18,794
CIVICPLUS MUNICODE	1	\$6,414	\$0	\$6,414
CIVICCLERK	1	\$5,618	\$0	\$5,618
FIREWALLS <i>Firewall-WWTP = \$720, Fire House = \$1,068.20, ECC = \$5,040.00</i>	1	\$6,829	\$0	\$6,829

Total Operating Capital Outlay - FY 2028-29 = **\$70,718**

Annual Maintenance & Operations Cost = **\$0**

Town of Farmville, Virginia

2027-2031 5YRCIP - Operations - Vehicles, Equipment, Furniture, and Fixtures

INFORMATION TECHNOLOGY

Fiscal Year:

FY2029-30

ITEM	Quantity	Unit Cost	Annual M&O Cost	Total Cost
LUMEN <i>Telephone system for Town Hall and Public Works (5% increase)</i>	1	\$5,931	\$0	\$5,931
CLOUD PERMIT 6500	1	\$30,179	\$0	\$30,179
CIVICENGAGE	1	\$20,703	\$0	\$20,703
CIVICPLUS MUNICODE	1	\$7,056	\$0	\$7,056
CIVICCLERK	1	\$6,180	\$0	\$6,180
FIREWALLS <i>Firewall-Town Office</i>	1	\$5,191	\$0	\$5,191

Total Operating Capital Outlay - FY 2029-30 = **\$75,240**

Annual Maintenance & Operations Cost = **\$0**

Fiscal Year:

FY2030-31

ITEM	Quantity	Unit Cost	Annual M&O Cost	Total Cost
NO CAPITAL NEEDS CURRENTLY IDENTIFIED FOR THIS FISCAL YEAR				

Total Operating Capital Outlay - FY 2030-31 = **\$0**

Annual Maintenance & Operations Cost = **\$0**

Town of Farmville, Virginia

2027-2031 5YRCIP - Operations - Vehicles, Equipment, Furniture, and Fixtures

POLICE DEPARTMENT

Fiscal Year:

FY2026-27

ITEM	Quantity	Unit Cost	Annual M&O Cost	Total Cost
NEW PATROL VEHICLES <i>Replacement: routine replacement of fleet patrol vehicles consistent with replacement schedule. Updating vehicle pool is essential to meet increased demand for police/patrol services and for maintaining existing officer safety and service levels. Not replacing would negatively impact service and increase maintenance cost.</i>	5	\$45,000	\$0	\$225,000
UPFITTING NEW PATROL VEHICLES <i>Labor to strip old cars, install lights, sirens, push bumpers, electronics, to efficiently operate patrol vehicles. Also to include the replacement of MDTS in each vehicle that are now end of life and in need of replacement.</i>	5	\$22,400	\$0	\$112,000
Total Operating Capital Outlay - FY 2026-27 =				\$337,000
Annual Maintenance & Operations Cost =				\$0

Town of Farmville, Virginia

2027-2031 5YRCIP - Operations - Vehicles, Equipment, Furniture, and Fixtures

POLICE DEPARTMENT

Fiscal Year:

FY2027-28

ITEM	Quantity	Unit Cost	Annual M&O Cost	Total Cost
<p>NEW PATROL VEHICLES <i>Replacement: routine replacement of fleet patrol vehicles consistent with replacement schedule. Updating vehicle pool is essential to meet increased demand for police/patrol services and for maintaining existing officer safety and service levels. Not replacing would negatively impact service and increase maintenance cost.</i></p>	5	\$50,000	\$0	\$250,000
<p>UPFITTING NEW PATROL VEHICLES <i>Labor to strip old cars, install lights, sirens, push bumpers, electronics, to efficiently operate patrol vehicles. Also to include the replacement of MDTS in each vehicle that are now end of life and in need of replacement.</i></p>	5	\$25,000	\$0	\$125,000
<p>LIVE SCAN UPDATE <i>Virginia State Police is switching carriers. (This may or maynot happen this budget year.)</i></p>	1	\$15,000	\$0	\$15,000

Total Operating Capital Outlay - FY 2027-28 = **\$390,000**

Annual Maintenance & Operations Cost = **\$0**

Town of Farmville, Virginia

2027-2031 5YRCIP - Operations - Vehicles, Equipment, Furniture, and Fixtures

POLICE DEPARTMENT

Fiscal Year:

FY2028-29

ITEM	Quantity	Unit Cost	Annual M&O Cost	Total Cost
NEW PATROL VEHICLES	5	\$52,500	\$0	\$262,500
<i>Replacement: routine replacement of fleet patrol vehicles consistent with replacement schedule. Updating vehicle pool is essential to meet increased demand for police/patrol services and for maintaining existing officer safety and service levels. Not replacing would negatively impact service and increase maintenance cost.</i>				
UPFITTING NEW PATROL VEHICLES	5	\$27,500	\$0	\$137,500
<i>Labor to strip old cars, install lights, sirens, push bumpers, electronics, to efficiently operate patrol vehicles. Also to include the replacement of MDTS in each vehicle that are now end of life and in need of replacement.</i>				
Total Operating Capital Outlay - FY 2028-29 =				\$400,000
Annual Maintenance & Operations Cost =				\$0

Fiscal Year:

FY2029-30

ITEM	Quantity	Unit Cost	Annual M&O Cost	Total Cost
NEW PATROL VEHICLES	5	\$55,000	\$0	\$275,000
<i>Replacement: routine replacement of fleet patrol vehicles consistent with replacement schedule. Updating vehicle pool is essential to meet increased demand for police/patrol services and for maintaining existing officer safety and service levels. Not replacing would negatively impact service and increase maintenance cost.</i>				
UPFITTING NEW PATROL VEHICLES	5	\$30,000	\$0	\$150,000
<i>Labor to strip old cars, install lights, sirens, push bumpers, electronics, to efficiently operate patrol vehicles. Also to include the replacement of MDTS in each vehicle that are now end of life and in need of replacement.</i>				
Total Operating Capital Outlay - FY 2029-30 =				\$425,000
Annual Maintenance & Operations Cost =				\$0

Town of Farmville, Virginia

2027-2031 5YRCIP - Operations - Vehicles, Equipment, Furniture, and Fixtures

POLICE DEPARTMENT

Fiscal Year:

FY2030-31

ITEM	Quantity	Unit Cost	Annual M&O Cost	Total Cost
NEW PATROL VEHICLES	5	\$57,500	\$0	\$287,500
<i>Replacement: routine replacement of fleet patrol vehicles consistent with replacement schedule. Updating vehicle pool is essential to meet increased demand for police/patrol services and for maintaining existing officer safety and service levels. Not replacing would negatively impact service and increase maintenance cost.</i>				
UPFITTING NEW PATROL VEHICLES	5	\$32,500	\$0	\$162,500
<i>Labor to strip old cars, install lights, sirens, push bumpers, electronics, to efficiently operate patrol vehicles. Also to include the replacement of MDTS in each vehicle that are now end of life and in need of replacement.</i>				
Total Operating Capital Outlay - FY 2030-31 =				\$450,000
Annual Maintenance & Operations Cost =				\$0

Town of Farmville, Virginia

2027-2031 5YRCIP - Operations - Vehicles, Equipment, Furniture, and Fixtures

FARMVILLE COMMUNICATIONS (E-911)

Fiscal Year:

FY2026-27

ITEM	Quantity	Unit Cost	Annual M&O Cost	Total Cost
COMPUTER TOWERS <i>4 additional hard drives for the new center for the 8 positions</i>	4	\$3,125	\$0	\$12,500
CHAIRS <i>Purchase additional Chairs</i>	5	\$2,000	\$0	\$10,000
COMPUTER MONITORS <i>Replace monitors/add additional monitors for added positions (Plan to fund with VDEM Grant)</i>	16	\$1,200	\$0	\$19,200

Total Operating Capital Outlay - FY 2026-27 = **\$41,700**

Annual Maintenance & Operations Cost = **\$0**

Fiscal Year:

FY2027-28

ITEM	Quantity	Unit Cost	Annual M&O Cost	Total Cost
REPLACE NETCLOCK <i>Replace netclock for time synchronization for the center, radio, 911, phones, NENA standard</i>	1	\$20,000	\$0	\$20,000

Total Operating Capital Outlay - FY 2027-28 = **\$20,000**

Annual Maintenance & Operations Cost = **\$0**

Town of Farmville, Virginia

2027-2031 5YRCIP - Operations - Vehicles, Equipment, Furniture, and Fixtures

FARMVILLE COMMUNICATIONS (E-911)

Fiscal Year:

FY2028-29

ITEM	Quantity	Unit Cost	Annual M&O Cost	Total Cost
UPS-UNITERRUPTIBLE POWER SUPPLY	1	\$30,000	\$0	\$30,000

Replace UPS, (20+ years in service) This was also the year that the batteries needed to be upgraded which usually costs around \$6,000.00

Total Operating Capital Outlay - FY 2028-29 = **\$30,000**

Annual Maintenance & Operations Cost = **\$0**

Fiscal Year:

FY2029-30

ITEM	Quantity	Unit Cost	Annual M&O Cost	Total Cost
				\$0

NO CAPITAL NEEDS CURRENTLY IDENTIFIED FOR THIS FISCAL YEAR

Total Operating Capital Outlay - FY 2029-30 = **\$0**

Annual Maintenance & Operations Cost = **\$0**

Fiscal Year:

FY2030-31

ITEM	Quantity	Unit Cost	Annual M&O Cost	Total Cost
POWERPHONE SERVER UPGRADE	1	\$25,000	\$0	\$25,000

Every 5 years EMD server needs to be upgraded (Just replaced this year with a grant from VDEM current amount was \$23,000

UPGRADE 911 Call Handling Equipment	1	\$300,000	\$0	\$300,000
--	---	-----------	-----	-----------

Every 5 years calling handling equipment needs to be upgraded. (VDEM usually assists with some of the costs) Depends on positions

Total Operating Capital Outlay - FY 2030-31 = **\$325,000**

Annual Maintenance & Operations Cost = **\$0**

Town of Farmville, Virginia

2027-2031 5YRCIP - Operations - Vehicles, Equipment, Furniture, and Fixtures

FARMVILLE FIRE DEPARTMENT

Fiscal Year:

FY2026-27

ITEM	Quantity	Unit Cost	Annual M&O Cost	Total Cost
\$0				
<i>NO CAPITAL NEEDS CURRENTLY IDENTIFIED FOR THIS FISCAL YEAR</i>				
Total Operating Capital Outlay - FY 2026-27 =				\$0
Annual Maintenance & Operations Cost =				\$0

Fiscal Year:

FY2027-28

ITEM	Quantity	Unit Cost	Annual M&O Cost	Total Cost
REPLACE OFFICE COMPUTER	1	\$2,500	\$0	\$2,500
<i>Replacement: This computer is used by all department personnel for training and completing reports. It is currently over 3 years old.</i>				
Total Operating Capital Outlay - FY 2027-28 =				\$2,500
Annual Maintenance & Operations Cost =				\$0

Fiscal Year:

FY2028-29

ITEM	Quantity	Unit Cost	Annual M&O Cost	Total Cost
REPLACE TANKER	1	\$750,000	\$0	\$750,000
<i>Replacement: The current Tanker is a 1995 model. Due to the age and increased maintenance, it would need to be replaced.</i>				
Total Operating Capital Outlay - FY 2028-29 =				\$750,000
Annual Maintenance & Operations Cost =				\$0

Town of Farmville, Virginia

2027-2031 5YRCIP - Operations - Vehicles, Equipment, Furniture, and Fixtures

FARMVILLE FIRE DEPARTMENT

Fiscal Year:

FY2029-30

ITEM	Quantity	Unit Cost	Annual M&O Cost	Total Cost
<i>NO CAPITAL NEEDS CURRENTLY IDENTIFIED FOR THIS FISCAL YEAR</i>				
Total Operating Capital Outlay - FY 2029-30 =				\$0
Annual Maintenance & Operations Cost =				\$0

Fiscal Year:

FY2030-31

ITEM	Quantity	Unit Cost	Annual M&O Cost	Total Cost
<i>NO CAPITAL NEEDS CURRENTLY IDENTIFIED FOR THIS FISCAL YEAR</i>				
Total Operating Capital Outlay - FY 2030-31 =				\$0
Annual Maintenance & Operations Cost =				\$0

Town of Farmville, Virginia

2027-2031 5YRCIP - Operations - Vehicles, Equipment, Furniture, and Fixtures

COMMUNITY DEVELOPMENT

Fiscal Year:

FY2026-27

ITEM	Quantity	Unit Cost	Annual M&O Cost	Total Cost
VGIN AERIAL PRODUCTS <i>Updates: (Department) - VGIN Aerial products - aerials, building footprints, and contour updates. Cost will be broken in two budget years.</i>	1	\$8,231	\$0	\$8,231
DESKTOP COMPUTER <i>Replacement: (Inspection) - Replace desktop computer with dual monitors and keyboard for general departmental use; will replace departmental computer at recommended IT lifecycle management (5 years); essential for maintaining existing service levels.</i>	1	\$3,300	\$0	\$3,300
Total Operating Capital Outlay - FY 2026-27 =				\$11,531
Annual Maintenance & Operations Cost =				\$0

Fiscal Year:

FY2027-28

ITEM	Quantity	Unit Cost	Annual M&O Cost	Total Cost
DESKTOP COMPUTER <i>Replacement: (Director) - Desktop computer with dual monitors and keyboard for general departmental use; will replace departmental computer at recommended IT lifecycle management (5 years); essential for maintaining existing service levels</i>	1	\$3,300	\$0	\$3,300
VGIN AERIAL PRODUCTS <i>Updates: (Department) - VGIN Aerial products - aerials, building footprints, and contour updates. Cost will be broken in two budget years</i>	1	\$8,231	\$0	\$8,231
Total Operating Capital Outlay - FY 2027-28 =				\$11,531
Annual Maintenance & Operations Cost =				\$0

Town of Farmville, Virginia

2027-2031 5YRCIP - Operations - Vehicles, Equipment, Furniture, and Fixtures

COMMUNITY DEVELOPMENT

Fiscal Year:

FY2028-29

ITEM	Quantity	Unit Cost	Annual M&O Cost	Total Cost
\$0				
<i>NO CAPITAL NEEDS CURRENTLY IDENTIFIED FOR THIS FISCAL YEAR</i>				
Total Operating Capital Outlay - FY 2028-29 =				\$0
Annual Maintenance & Operations Cost =				\$0

Fiscal Year:

FY2029-30

ITEM	Quantity	Unit Cost	Annual M&O Cost	Total Cost
\$0				
<i>NO CAPITAL NEEDS CURRENTLY IDENTIFIED FOR THIS FISCAL YEAR</i>				
Total Operating Capital Outlay - FY 2029-30 =				\$0
Annual Maintenance & Operations Cost =				\$0

Town of Farmville, Virginia

2027-2031 5YRCIP - Operations - Vehicles, Equipment, Furniture, and Fixtures

COMMUNITY DEVELOPMENT

Fiscal Year:

FY2030-31

ITEM	Quantity	Unit Cost	Annual M&O Cost	Total Cost
DESKTOP COMPUTER <i>Replacement: (Planner) - Desktop computer station with dual monitors and keyboard for general departmental use; will replace departmental computer at recommended IT lifecycle management (5 years); essential for maintaining existing service levels</i>	1	\$3,300	\$0	\$3,300
DESKTOP COMPUTER <i>Replacement: (Administrative Assistant) - Desktop computer station with dual monitors and keyboard for general departmental use; will replace departmental computer at recommended IT lifecycle management (5 years); essential for maintaining existing service levels</i>	1	\$3,300	\$0	\$3,300
Total Operating Capital Outlay - FY 2030-31 =				\$6,600
Annual Maintenance & Operations Cost =				\$0

Town of Farmville, Virginia

2027-2031 5YRCIP - Operations - Vehicles, Equipment, Furniture, and Fixtures

FARMVILLE AREA BUS

Fiscal Year:

FY2026-27

ITEM	Quantity	Unit Cost	Annual M&O Cost	Total Cost
19 PASSENGER BOC BUS	1	\$173,353	\$6,000	\$173,353
<i>Replacement: replace bus that has surpassed its useful life. Replacing Bus 826. Unit cost is reflective of a 5% increase. Quote from Sonny Merryman was \$165,098.00</i>				
Total Operating Capital Outlay - FY 2026-27 =				\$173,353
Annual Maintenance & Operations Cost =				\$6,000

Fiscal Year:

FY2027-28

ITEM	Quantity	Unit Cost	Annual M&O Cost	Total Cost
19 PASSENGER BOC BUS	2	\$180,000	\$12,000	\$360,000
<i>Replacement: replace buses that have surpassed their useful life. Replacing buses 805 & 806.</i>				
Total Operating Capital Outlay - FY 2027-28 =				\$360,000
Annual Maintenance & Operations Cost =				\$12,000

Fiscal Year:

FY2028-29

ITEM	Quantity	Unit Cost	Annual M&O Cost	Total Cost
REPLACE ADMIN COMPUTERS & PRINTERS	2	\$2,800	\$1,000	\$5,600
<i>Replacement: Replace computers and printers as recommended IT lifecycle management (5 years); essential for maintaining existing service levels.</i>				
PARATRANSIT MINIVAN	1	\$70,000	\$6,000	\$70,000
<i>Replacement: Replace van that has surpassed its useful life. Replace van 814</i>				
Total Operating Capital Outlay - FY 2028-29 =				\$75,600
Annual Maintenance & Operations Cost =				\$7,000

Town of Farmville, Virginia

2027-2031 5YRCIP - Operations - Vehicles, Equipment, Furniture, and Fixtures

FARMVILLE AREA BUS

Fiscal Year:

FY2029-30

ITEM	Quantity	Unit Cost	Annual M&O Cost	Total Cost
BAY FLOOR	1	\$26,620	\$0	\$26,620

Quote was \$24,200. I added 10% to the quote per business owner who gave me the quote.

Total Operating Capital Outlay - FY 2029-30 = **\$26,620**

Annual Maintenance & Operations Cost = **\$0**

Fiscal Year:

FY2030-31

ITEM	Quantity	Unit Cost	Annual M&O Cost	Total Cost
14 PASSENGER BOC BUS	2	\$144,000	\$12,000	\$288,000

Replacement: 14 passenger buses that have exceeded their useful life. Replace buses 829 & 830.

Total Operating Capital Outlay - FY 2030-31 = **\$288,000**

Annual Maintenance & Operations Cost = **\$12,000**

Town of Farmville, Virginia

2027-2031 5YRCIP - Operations - Vehicles, Equipment, Furniture, and Fixtures

RECREATION DEPARTMENT

Fiscal Year:

FY2026-27

ITEM	Quantity	Unit Cost	Annual M&O Cost	Total Cost
\$0				
<i>NO CAPITAL NEEDS CURRENTLY IDENTIFIED FOR THIS FISCAL YEAR</i>				
Total Operating Capital Outlay - FY 2026-27 =				\$0
Annual Maintenance & Operations Cost =				\$0

Fiscal Year:

FY2027-28

ITEM	Quantity	Unit Cost	Annual M&O Cost	Total Cost
BASKETBALL RIM REPLACEMENT	2	\$700	\$0	\$1,400
<i>Replace old basketball rims with new rims at Andrews Street Park. Will access the area to include resurfacing the court.</i>				
DOG PARK EQUIPMENT	1	\$6,000	\$0	\$6,000
<i>Additional obstacles and equipment for the Dog Park Area. Staff are looking to plan programs at locations to increase community interaction.</i>				
Total Operating Capital Outlay - FY 2027-28 =				\$7,400
Annual Maintenance & Operations Cost =				\$0

Town of Farmville, Virginia

2027-2031 5YRCIP - Operations - Vehicles, Equipment, Furniture, and Fixtures

RECREATION DEPARTMENT

Fiscal Year:

FY2028-29

ITEM	Quantity	Unit Cost	Annual M&O Cost	Total Cost
FITNESS AREA RENOVATION	1	\$15,000	\$0	\$15,000
<i>Updating workout equipment at Wilck's Lake. May adapt into a Capital Project depending on equipment and the scope of the project. Staff are looking to plan programs at locations to increase community interaction.</i>				
BASKETBALL RIM REPLACEMENT	2	\$700	\$0	\$1,400
<i>Replace old basketball rims with new rims at Haynes Street Park. Will access the area to include resurfacing the court,</i>				
Total Operating Capital Outlay - FY 2028-29 =				\$16,400
Annual Maintenance & Operations Cost =				\$0

Fiscal Year:

FY2029-30

ITEM	Quantity	Unit Cost	Annual M&O Cost	Total Cost
				\$0
NO CAPITAL NEEDS CURRENTLY IDENTIFIED FOR THIS FISCAL YEAR				
Total Operating Capital Outlay - FY 2029-30 =				\$0
Annual Maintenance & Operations Cost =				\$0

Fiscal Year:

FY2030-31

ITEM	Quantity	Unit Cost	Annual M&O Cost	Total Cost
				\$0
NO CAPITAL NEEDS CURRENTLY IDENTIFIED FOR THIS FISCAL YEAR				
Total Operating Capital Outlay - FY 2030-31 =				\$0
Annual Maintenance & Operations Cost =				\$0

Town of Farmville, Virginia

2027-2031 5YRCIP - Operations - Vehicles, Equipment, Furniture, and Fixtures

MAINTENANCE - BUILDINGS AND GROUNDS

Fiscal Year:

FY2026-27

ITEM	Quantity	Unit Cost	Annual M&O Cost	Total Cost
\$0				
<i>NO CAPITAL NEEDS CURRENTLY IDENTIFIED FOR THIS FISCAL YEAR</i>				
Total Operating Capital Outlay - FY 2026-27 =				\$0
Annual Maintenance & Operations Cost =				\$0

Fiscal Year:

FY2027-28

ITEM	Quantity	Unit Cost	Annual M&O Cost	Total Cost
SOFAS-TRAIN STATION <i>Replacement: Replace sofas at Train Station (4) due to wear and tear from use</i>	4	\$1,545	\$0	\$6,180
DECORATIVE FURNITURE-TRAIN STATION <i>Replacement: Replace coffee tables (2), decorative & end tables (5) and chairs (4) at the Train Station</i>	1	\$3,193	\$0	\$3,193
FOLDING TABLES (12) <i>Replacement: Replace folding tables (12) at Train Station</i>	1	\$1,236	\$0	\$1,236
PICNIC TABLES (14) <i>Replacement: Replace picnic tables (14) at Wilck's Lake, due to weathering</i>	14	\$721	\$0	\$10,094
REPLACE CARPETING <i>Replacement: Replace carpeting on stage at Sports Arena</i>	1	\$1,030	\$0	\$1,030
Total Operating Capital Outlay - FY 2027-28 =				\$21,733
Annual Maintenance & Operations Cost =				\$0

Town of Farmville, Virginia

2027-2031 5YRCIP - Operations - Vehicles, Equipment, Furniture, and Fixtures

MAINTENANCE - BUILDINGS AND GROUNDS

Fiscal Year:

FY2028-29

ITEM	Quantity	Unit Cost	Annual M&O Cost	Total Cost
REFRIGERATORS-SPORTS ARENA <i>Replacment: Replace refrigerators (2) at the Firemans's Sports Arena, due to wear and tear from use</i>	2	\$5,150	\$0	\$10,300
PAINT INTERIOR-SPORTS ARENA <i>Replacment: Paint interior of Fireman's Sports Arena, due to wear and tear</i>	1	\$41,200	\$0	\$41,200
Total Operating Capital Outlay - FY 2028-29 =				\$51,500
Annual Maintenance & Operations Cost =				\$0

Fiscal Year:

FY2029-30

ITEM	Quantity	Unit Cost	Annual M&O Cost	Total Cost
PAINT EXTERIOR-TRAIN STATION <i>Replacement: Paint exterior of Train Station, due to weathering and age.</i>	1	\$20,600	\$0	\$20,600
TABLES/CHAIRS-SPORTS ARENA <i>Replacement: Replace folding tables (20) round, (20) rectangular and chairs (500) at the Fireman's Sports Arena, due to wear and tear.</i>	1	\$10,300	\$0	\$10,300
Total Operating Capital Outlay - FY 2029-30 =				\$30,900
Annual Maintenance & Operations Cost =				\$0

Fiscal Year:

FY2030-31

ITEM	Quantity	Unit Cost	Annual M&O Cost	Total Cost
NO CAPITAL NEEDS CURRENTLY IDENTIFIED FOR THIS FISCAL YEAR				\$0
Total Operating Capital Outlay - FY 2030-31 =				\$0
Annual Maintenance & Operations Cost =				\$0

Town of Farmville, Virginia

2027-2031 5YRCIP - Operations - Vehicles, Equipment, Furniture, and Fixtures

PUBLIC WORKS DEPARTMENT - BUILDINGS AND GROUNDS

Fiscal Year:

FY2026-27

ITEM	Quantity	Unit Cost	Annual M&O Cost	Total Cost
\$0				
<i>NO CAPITAL NEEDS CURRENTLY IDENTIFIED FOR THIS FISCAL YEAR</i>				
Total Operating Capital Outlay - FY 2026-27 =				\$0
Annual Maintenance & Operations Cost =				\$0

Fiscal Year:

FY2027-28

ITEM	Quantity	Unit Cost	Annual M&O Cost	Total Cost
FORK LIFT <i>Replacement: the current forklift is old and in poor condition with high maintenance cost</i>	1	\$75,000	\$200	\$75,000
AIR COMPRESSOR WITH JACK HAMMER <i>Recplaement: replace an older worn out unit.</i>	1	\$40,000	\$500	\$40,000
ZERO TURN MOWER <i>Recplaement: replace an older worn out unit.</i>	1	\$20,000	\$500	\$20,000
CREW CAB PICKUP TRUCK <i>Replacement: replace 2005 unit that is older. Replace with a dependable truck.</i>	1	\$85,000	\$1,000	\$85,000
Total Operating Capital Outlay - FY 2027-28 =				\$220,000
Annual Maintenance & Operations Cost =				\$2,200

Town of Farmville, Virginia

2027-2031 5YRCIP - Operations - Vehicles, Equipment, Furniture, and Fixtures

PUBLIC WORKS DEPARTMENT - BUILDINGS AND GROUNDS

Fiscal Year:

FY2028-29

ITEM	Quantity	Unit Cost	Annual M&O Cost	Total Cost
PICKUP TRUCK <i>Replacement: replace 2005 unit that is older. Replace with a dependable truck.</i>	1	\$65,000	\$1,000	\$65,000
TRAILER <i>Replacement: used to haul mower. Older units worn out</i>	1	\$12,000	\$500	\$12,000
BACKHOE <i>Replacement: replace 1995 flat bed dump truck with sides, that is older and in poor condition with high maintenance costs</i>	1	\$260,000	\$1,000	\$260,000
Total Operating Capital Outlay - FY 2028-29 =				\$337,000
Annual Maintenance & Operations Cost =				\$2,500

Fiscal Year:

FY2029-30

ITEM	Quantity	Unit Cost	Annual M&O Cost	Total Cost
ZERO TURN MOWER <i>Replacement: replace zero turn mower that is in poor condition.</i>	1	\$22,000	\$0	\$22,000
SERVICE TRUCK <i>Replacement: replace older truck that is in poor condition and high maintenance cost.</i>	1	\$130,000	\$1,000	\$130,000
Total Operating Capital Outlay - FY 2029-30 =				\$152,000
Annual Maintenance & Operations Cost =				\$1,000

Town of Farmville, Virginia

2027-2031 5YRCIP - Operations - Vehicles, Equipment, Furniture, and Fixtures

PUBLIC WORKS DEPARTMENT - BUILDINGS AND GROUNDS

Fiscal Year:

FY2030-31

ITEM	Quantity	Unit Cost	Annual M&O Cost	Total Cost
MINI EXCAVATOR <i>Replacement: replace the older mini excavator that is in poor condition.</i>	1	\$200,000	\$1,000	\$200,000
DUMP TRUCK <i>Replacement: replace the older mini excavator that is in poor condition.</i>	1	\$230,000	\$1,000	\$230,000
Total Operating Capital Outlay - FY 2030-31 =				\$430,000
Annual Maintenance & Operations Cost =				\$2,000

Town of Farmville, Virginia

2027-2031 5YRCIP - Operations - Vehicles, Equipment, Furniture, and Fixtures

PUBLIC WORKS DEPARTMENT - HORTICULTURE

Fiscal Year:

FY2026-27

ITEM	Quantity	Unit Cost	Annual M&O Cost	Total Cost
TRENCH EDGER <i>To help create clean, defined borders for landscaping by cutting a narrow trench in the soil, separating lawns from beds, and walkways.</i>	1	\$5,000	\$500	\$5,000
Total Operating Capital Outlay - FY 2026-27 =				\$5,000
Annual Maintenance & Operations Cost =				\$500

Fiscal Year:

FY2027-28

ITEM	Quantity	Unit Cost	Annual M&O Cost	Total Cost
GREENHOUSE KIT <i>Used to create a stable environment for the early growth of seedlings and plants during out-of-season.</i>	1	\$7,500	\$500	\$7,500
Total Operating Capital Outlay - FY 2027-28 =				\$7,500
Annual Maintenance & Operations Cost =				\$500

Fiscal Year:

FY2028-29

ITEM	Quantity	Unit Cost	Annual M&O Cost	Total Cost
NO CAPITAL NEEDS CURRENTLY IDENTIFIED FOR THIS FISCAL YEAR				\$0
Total Operating Capital Outlay - FY 2028-29 =				\$0
Annual Maintenance & Operations Cost =				\$0

Town of Farmville, Virginia

2029-30 5YRCIP - Operations - Vehicles, Equipment, Furniture, and Fixtures

PUBLIC WORKS DEPARTMENT - HORTICULTURE

Fiscal Year:

FY2029-30

ITEM	Quantity	Unit Cost	Annual M&O Cost	Total Cost
				\$0
<i>NO CAPITAL NEEDS CURRENTLY IDENTIFIED FOR THIS FISCAL YEAR</i>				
Total Operating Capital Outlay - FY 2029-30 =				\$0
Annual Maintenance & Operations Cost =				\$0

Fiscal Year:

FY2030-31

ITEM	Quantity	Unit Cost	Annual M&O Cost	Total Cost
				\$0
<i>NO CAPITAL NEEDS CURRENTLY IDENTIFIED FOR THIS FISCAL YEAR</i>				
Total Operating Capital Outlay - FY 2030-31 =				\$0
Annual Maintenance & Operations Cost =				\$0

Town of Farmville, Virginia

2027-2031 5YRCIP - Operations - Vehicles, Equipment, Furniture, and Fixtures

PUBLIC WORKS DEPARTMENT - SANITATION

Fiscal Year:

FY2026-27

ITEM	Quantity	Unit Cost	Annual M&O Cost	Total Cost
LAPTOP AND MONITOR <i>Superintendents need laptops to do their administrative work</i>	1	\$3,800	\$50	\$3,800

Total Operating Capital Outlay - FY 2026-27 = **\$3,800**

Annual Maintenance & Operations Cost = **\$50**

Fiscal Year:

FY2027-28

ITEM	Quantity	Unit Cost	Annual M&O Cost	Total Cost
PRESSURE WASHER <i>Replacement: older unit, will need replacing.</i>	1	\$15,000	\$800	\$15,000
GARBAGE TRUCK <i>Replacement: replace 2017 garbage truck that is in poor condition and high maintance cost.</i>	1	\$260,000	\$2,000	\$260,000

Total Operating Capital Outlay - FY2027-28 = **\$275,000**

Annual Maintenance & Operations Cost = **\$2,800**

Fiscal Year:

FY2028-29

ITEM	Quantity	Unit Cost	Annual M&O Cost	Total Cost
PICKUP TRUCK WITH DUMP BODY <i>Replacement: replace an older pickup dump truck that is in poor condition and high maintance cost.</i>	1	\$120,000	\$1,000	\$120,000

Total Operating Capital Outlay - FY2028-29 = **\$120,000**

Annual Maintenance & Operations Cost = **\$1,000**

Town of Farmville, Virginia

2027-2031 5YRCIP - Operations - Vehicles, Equipment, Furniture, and Fixtures

PUBLIC WORKS DEPARTMENT - SANITATION

Fiscal Year:

FY2029-30

ITEM	Quantity	Unit Cost	Annual M&O Cost	Total Cost
PICKUP TRUCK	1	\$70,000	\$2,000	\$70,000

Replacement: replace an older pickup truck that is in poor condition and high maintenance cost.

Total Operating Capital Outlay - FY2029-30 = **\$70,000**

Annual Maintenance & Operations Cost = **\$2,000**

Fiscal Year:

FY2030-31

ITEM	Quantity	Unit Cost	Annual M&O Cost	Total Cost
DUMP TRUCK	1	\$230,000	\$2,000	\$230,000

Replacement: replace an older dump truck that is in poor condition and has high maintenance costs.

Total Operating Capital Outlay - FY2030-31 = **\$230,000**

Annual Maintenance & Operations Cost = **\$2,000**

Town of Farmville, Virginia

2027-2031 5YRCIP - Operations - Vehicles, Equipment, Furniture, and Fixtures

PUBLIC WORKS DEPARTMENT - SANITATION

Fiscal Year:

FY2029-30

ITEM	Quantity	Unit Cost	Annual M&O Cost	Total Cost
PICKUP TRUCK	1	\$70,000	\$2,000	\$70,000

Replacement: replace an older pickup truck that is in poor condition and high maintance cost.

Total Operating Capital Outlay - FY2029-30 = **\$70,000**

Annual Maintenance & Operations Cost = **\$2,000**

Fiscal Year:

FY2030-31

ITEM	Quantity	Unit Cost	Annual M&O Cost	Total Cost
DUMP TRUCK	1	\$230,000	\$2,000	\$230,000

Replacement: replace an older dump truck that is in poor condition and has high maintenance costs.

Total Operating Capital Outlay - FY2030-31 = **\$230,000**

Annual Maintenance & Operations Cost = **\$2,000**

Town of Farmville, Virginia

2027-2031 5YRCIP - Operations - Vehicles, Equipment, Furniture, and Fixtures

PUBLIC WORKS DEPARTMENT - SEWER MAINTENANCE

Fiscal Year:

FY2026-27

ITEM	Quantity	Unit Cost	Annual M&O Cost	Total Cost
ENCLOSED 10'x12' TRAILER SEWER CAMERA <i>Replacement of the older 2001 van</i>	1	\$10,000	\$200	\$10,000
4 INCH SEWER PUMP <i>Replacement of older model</i>	1	\$60,000	\$500	\$60,000
Total Operating Capital Outlay - FY 2026-27 =				\$70,000
Annual Maintenance & Operations Cost =				\$700

Fiscal Year:

FY2027-28

ITEM	Quantity	Unit Cost	Annual M&O Cost	Total Cost
SEWER CAMERA CRAWLER <i>Replacement of older model</i>	1	\$100,000	\$500	\$100,000
SEWER JET PARTS <i>Replacement: will need hoses, nozzles, repair parts.</i>	1	\$10,000	\$500	\$10,000
Total Operating Capital Outlay - FY 2027-28 =				\$110,000
Annual Maintenance & Operations Cost =				\$1,000

Town of Farmville, Virginia

2027-2031 5YRCIP - Operations - Vehicles, Equipment, Furniture, and Fixtures

PUBLIC WORKS DEPARTMENT - SEWER MAINTENANCE

Fiscal Year:

FY2028-29

ITEM	Quantity	Unit Cost	Annual M&O Cost	Total Cost
PUSH CAMERA <i>Replacement: upgrade an older model</i>	1	\$20,000	\$500	\$20,000
SMALL SEWER AUGER <i>Replacment: to do small jobs example: office building.</i>	1	\$10,000	\$200	\$10,000
TRACTOR (MOWER) <i>Replacement: need to pull sewer jet in right-a-ways.</i>	1	\$60,000	\$1,000	\$60,000
Total Operating Capital Outlay - FY 2028-29 =				\$90,000
Annual Maintenance & Operations Cost =				\$1,700

Fiscal Year:

FY2029-30

ITEM	Quantity	Unit Cost	Annual M&O Cost	Total Cost
DUMP TRUCK <i>Replacment: replaced older worn out model with high maintance cost.</i>	1	\$240,000	\$2,000	\$240,000
Total Operating Capital Outlay - FY 2029-30 =				\$240,000
Annual Maintenance & Operations Cost =				\$2,000

Fiscal Year:

FY2030-31

ITEM	Quantity	Unit Cost	Annual M&O Cost	Total Cost
BACKHOE <i>Replacment: replaced older worn out model with high maintance cost.</i>	1	\$275,000	\$1,000	\$275,000
Total Operating Capital Outlay - FY 2029-30 =				\$275,000
Annual Maintenance & Operations Cost =				\$1,000

Town of Farmville, Virginia

2027-2031 5YRCIP - Operations - Vehicles, Equipment, Furniture, and Fixtures

PUBLIC WORKS DEPARTMENT - STREET MAINTENANCE

Fiscal Year:

FY2026-27

ITEM	Quantity	Unit Cost	Annual M&O Cost	Total Cost
\$0				
<i>NO CAPITAL NEEDS CURRENTLY IDENTIFIED FOR THIS FISCAL YEAR</i>				
Total Operating Capital Outlay - FY 2026-27 =				\$0
Annual Maintenance & Operations Cost =				\$0

Fiscal Year:

FY2027-28

ITEM	Quantity	Unit Cost	Annual M&O Cost	Total Cost
STREET SWEEPER	1	\$400,000	\$2,000	\$400,000
<i>Replacement: replace older chipper that is unsafe. In need of a newer model with more safety features.</i>				
DUMP TRUCK	1	\$230,000	\$2,000	\$230,000
<i>Replacement: replace 1999 model truck, in poor condition</i>				
Total Operating Capital Outlay - FY 2027-28 =				\$630,000
Annual Maintenance & Operations Cost =				\$4,000

Town of Farmville, Virginia

2027-2031 5YRCIP - Operations - Vehicles, Equipment, Furniture, and Fixtures

PUBLIC WORKS DEPARTMENT - STREET MAINTENANCE

Fiscal Year:

FY2028-29

ITEM	Quantity	Unit Cost	Annual M&O Cost	Total Cost
ASPHALT ROLLER <i>Replacement: upgrade older unit</i>	1	\$90,000	\$1,000	\$90,000
BUCKET TRUCK <i>Replacement: replace bucket truck that is old and in poor condition.</i>	1	\$200,000	\$1,500	\$200,000

Total Operating Capital Outlay - FY 2028-29 = \$290,000

Annual Maintenance & Operations Cost = \$2,500

Fiscal Year:

FY2029-30

ITEM	Quantity	Unit Cost	Annual M&O Cost	Total Cost
PICKUP TRUCK <i>Replacement: replace older worn out model.</i>	1	\$70,000	\$1,000	\$70,000
A-BOOM TRACTOR MOWER <i>Replacement: older model, used a lot to cut along town streets and right-a-ways</i>	1	\$300,000	\$2,000	\$300,000
PLOWS <i>Replacement: upgrade older unit</i>	2	\$20,000	\$1,000	\$40,000

Total Operating Capital Outlay - FY 2029-30 = \$410,000

Annual Maintenance & Operations Cost = \$4,000

Town of Farmville, Virginia

2027-2031 5YRCIP - Operations - Vehicles, Equipment, Furniture, and Fixtures

PUBLIC WORKS DEPARTMENT - STREET MAINTENANCE

Fiscal Year:

FY2030-31

ITEM	Quantity	Unit Cost	Annual M&O Cost	Total Cost
LOADER WITH RUBBER TIRE <i>Replacement of older units</i>	1	\$300,000	\$1,000	\$300,000
TRACTOR MOWER/BUSHHOG <i>Replacement: replace older worn out model.</i>	1	\$110,000	\$1,000	\$110,000
PICKUP DUMP BODY <i>Replacement: replace older worn out model.</i>	1	\$210,000	\$1,000	\$210,000
Total Operating Capital Outlay - FY 2030-31 =				\$620,000
Annual Maintenance & Operations Cost =				\$3,000

Town of Farmville, Virginia

2027-2031 5YRCIP - Operations - Vehicles, Equipment, Furniture, and Fixtures

PUBLIC WORKS DEPARTMENT - WATER MAINTENANCE

Fiscal Year:

FY2026-27

ITEM	Quantity	Unit Cost	Annual M&O Cost	Total Cost
INSTA-VALVES <i>Replacement: replace broken valves in street</i>	1	\$60,000	\$500	\$60,000

Total Operating Capital Outlay - FY 2026-27 = **\$60,000**

Annual Maintenance & Operations Cost = **\$500**

Fiscal Year:

FY2027-28

ITEM	Quantity	Unit Cost	Annual M&O Cost	Total Cost
LARGE TAP MACHINE <i>Replacement: have old one from the '80's, needs replacing.</i>	1	\$40,000	\$500	\$40,000
PICKUP TRUCK WITH DUMP BODY <i>Replacement: replace 2005 model, higher maintance cost.</i>	1	\$120,000	\$1,000	\$120,000
INSTA-VALVES	1	\$60,000	\$500	\$60,000
LIGHT TOWER-GENERATOR <i>Replacement: older worn out model higher cost to maintain.</i>	1	\$18,000	\$500	\$18,000

Total Operating Capital Outlay - FY 2027-28 = **\$238,000**

Annual Maintenance & Operations Cost = **\$2,500**

Town of Farmville, Virginia

2027-2031 5YRCIP - Operations - Vehicles, Equipment, Furniture, and Fixtures

PUBLIC WORKS DEPARTMENT - WATER MAINTENANCE

Fiscal Year:

FY2028-29

ITEM	Quantity	Unit Cost	Annual M&O Cost	Total Cost
DUMP TRUCK <i>Replacement: replace 2001 truck, higher maintance cost.</i>	1	\$240,000	\$1,000	\$240,000
ARROW TRAILER <i>Replacement: upgrade older unit</i>	1	\$12,000	\$200	\$12,000
INSTA-VALVES <i>Replacement: replace broken valves in street</i>	1	\$60,000	\$500	\$60,000
Total Operating Capital Outlay - FY 2028-29 =				\$312,000
Annual Maintenance & Operations Cost =				\$1,700

Fiscal Year:

FY2029-30

ITEM	Quantity	Unit Cost	Annual M&O Cost	Total Cost
LIGHT TOWER-GENERATOR <i>Replacement: replace older worn out model, higher maintance cost</i>	1	\$20,000	\$0	\$20,000
INSTA-VALVES <i>Replacement: replace broken valves in street</i>	1	\$60,000	\$0	\$60,000
Total Operating Capital Outlay - FY 2028-29 =				\$80,000
Annual Maintenance & Operations Cost =				\$0

Town of Farmville, Virginia

2027-2031 5YRCIP - Operations - Vehicles, Equipment, Furniture, and Fixtures

PUBLIC WORKS DEPARTMENT - WATER MAINTENANCE

Fiscal Year:

FY2030-31

ITEM	Quantity	Unit Cost	Annual M&O Cost	Total Cost
TRACK LOADER	1	\$350,000	\$2,000	\$350,000

Replacement: replace older worn out loader, higher maintenance cost.

Total Operating Capital Outlay - FY 2029-30 = \$350,000

Annual Maintenance & Operations Cost = \$2,000

Town of Farmville, Virginia

2027-2031 5YRCIP - Operations - Vehicles, Equipment, Furniture, and Fixtures

WATER TREATMENT PLANT

Fiscal Year:

FY2026-27

ITEM	Quantity	Unit Cost	Annual M&O Cost	Total Cost
BUILDING STRUCTURAL REPAIRS (MAIN BUILDING) <i>Rehabilitation and repairs to address failed masonry joints, settlement, and caulking deterioration associated with the building facia, brick, and concrete masonry. Pressure wash the exterior and apply two coats of NSF 61 waterproof coating.</i>	1	\$96,000	\$0	\$96,000
BUILDING STRUCTURAL REPAIRS (RAW PUMP BUILDING) <i>Rehabilitation and repairs to address failed masonry joints, settlement, and caulking deterioration associated with the building facia, brick, and concrete masonry. Pressure wash the exterior and apply two coats of NSF 61 waterproof coating.</i>	1	\$40,300	\$0	\$40,300
RAW PUMPS VFD UPGRADE <i>2 Danfoss Aqua Drives/installation (30HP),(60HP) Required to upgrade #1and#2 Raw pumps so they can be used to operate with the Oxidation tank.</i>	1	\$30,000	\$0	\$30,000
Total Operating Capital Outlay - FY 2026-27 =				\$166,300
Annual Maintenance & Operations Cost =				\$0

Fiscal Year:

FY2027-28

ITEM	Quantity	Unit Cost	Annual M&O Cost	Total Cost
REPLACE 3 MGD FINISH PUMP/MOTOR <i>Replacement is utilized to pump finished water to the distribution system. Current is nearing the end of its service life.</i>	1	\$130,000	\$0	\$130,000
ONLINE FILTER TURBIDITY MONITORS <i>Replacement is used to monitor filtered water turbidity. Current model controllers are obsolete.</i>	3	\$13,000	\$0	\$39,000
Total Operating Capital Outlay - FY 2027-28 =				\$169,000
Annual Maintenance & Operations Cost =				\$0

Town of Farmville, Virginia

2027-2031 5YRCIP - Operations - Vehicles, Equipment, Furniture, and Fixtures

WATER TREATMENT PLANT

Fiscal Year:

FY2028-29

ITEM	Quantity	Unit Cost	Annual M&O Cost	Total Cost
3 MGD RAW PUMP/MOTOR	1	\$125,000	\$0	\$125,000

Replacement is utilized to pump raw water to the plant. The current pump is nearing the end of its service life.

Total Operating Capital Outlay - FY 2028-29 = **\$125,000**

Annual Maintenance & Operations Cost = **\$0**

Fiscal Year:

FY2029-30

ITEM	Quantity	Unit Cost	Annual M&O Cost	Total Cost
FILTER AIR SCOUR SYSTEM	1	\$200,000	\$0	\$200,000

Used during the Backwash cycle to clean the filter media. The process yields a 50% reduction in water used during the backwash cycle.

Total Operating Capital Outlay - FY 2029-30 = **\$200,000**

Annual Maintenance & Operations Cost = **\$0**

Fiscal Year:

FY2030-31

ITEM	Quantity	Unit Cost	Annual M&O Cost	Total Cost
REPLACE TRAVELING SCREEN	1	\$325,000	\$0	\$325,000

Catches and removes debris from the intake water, protecting pumps from damage.

Total Operating Capital Outlay - FY 2030-31 = **\$325,000**

Annual Maintenance & Operations Cost = **\$0**

Town of Farmville, Virginia

2027-2031 5YRCIP - Operations - Vehicles, Equipment, Furniture, and Fixtures

WASTEWATER TREATMENT PLANT

Fiscal Year:

FY2026-27

ITEM	Quantity	Unit Cost	Annual M&O Cost	Total Cost
SCREW PUMP	1	\$240,048	\$6,000	\$240,048

New: Add an additional screw pump in the third channel.

Total Operating Capital Outlay - FY 2026-27 = **\$240,048**

Annual Maintenance & Operations Cost = **\$6,000**

Fiscal Year:

FY2027-28

ITEM	Quantity	Unit Cost	Annual M&O Cost	Total Cost
SLUDGE LAGOON LINERS	2	\$85,000	\$0	\$170,000
MOBILIZATION/DEMobilIZATION	2	\$11,504	\$0	\$23,008
CAKE SLUDGE REMOVAL/DISPOSAL	3	\$11,190	\$0	\$33,570

Replacement: have exceeded expected lifespan

Approximately 200 wet tons

Total Operating Capital Outlay - FY 2027-28 = **\$226,578**

Annual Maintenance & Operations Cost = **\$0**

Town of Farmville, Virginia

2027-2031 5YRCIP - Operations - Vehicles, Equipment, Furniture, and Fixtures

WASTEWATER TREATMENT PLANT

Fiscal Year:

FY2028-29

ITEM	Quantity	Unit Cost	Annual M&O Cost	Total Cost
SLUDGE LAGOON LINERS	1	\$85,000	\$0	\$85,000
MOBILIZATION/DEMobilIZATION	1	\$11,504	\$0	\$11,504

Total Operating Capital Outlay - FY 2028-29 = \$96,504

Annual Maintenance & Operations Cost = \$0

Fiscal Year:

FY2029-30

ITEM	Quantity	Unit Cost	Annual M&O Cost	Total Cost
SCREW PUMP <i>Replacement: Screw Pump #2 has exceeded the expected life span</i>	1	\$240,048	\$6,000	\$240,048

Total Operating Capital Outlay - FY 2029-30 = \$240,048

Annual Maintenance & Operations Cost = \$6,000

Fiscal Year:

FY2030-31

ITEM	Quantity	Unit Cost	Annual M&O Cost	Total Cost
SCREW PUMP <i>Replacement: Screw Pump #1 has exceeded the expected life span</i>	1	\$240,048	\$6,000	\$240,048

Total Operating Capital Outlay - FY 2030-31 = \$240,048

Annual Maintenance & Operations Cost = \$6,000

Town of Farmville



Five-Year Capital Projects

Town of Farmville



2026 - 2027

Town of Farmville, Virginia
2026 Five-Year Capital Improvement Program - Capital Projects

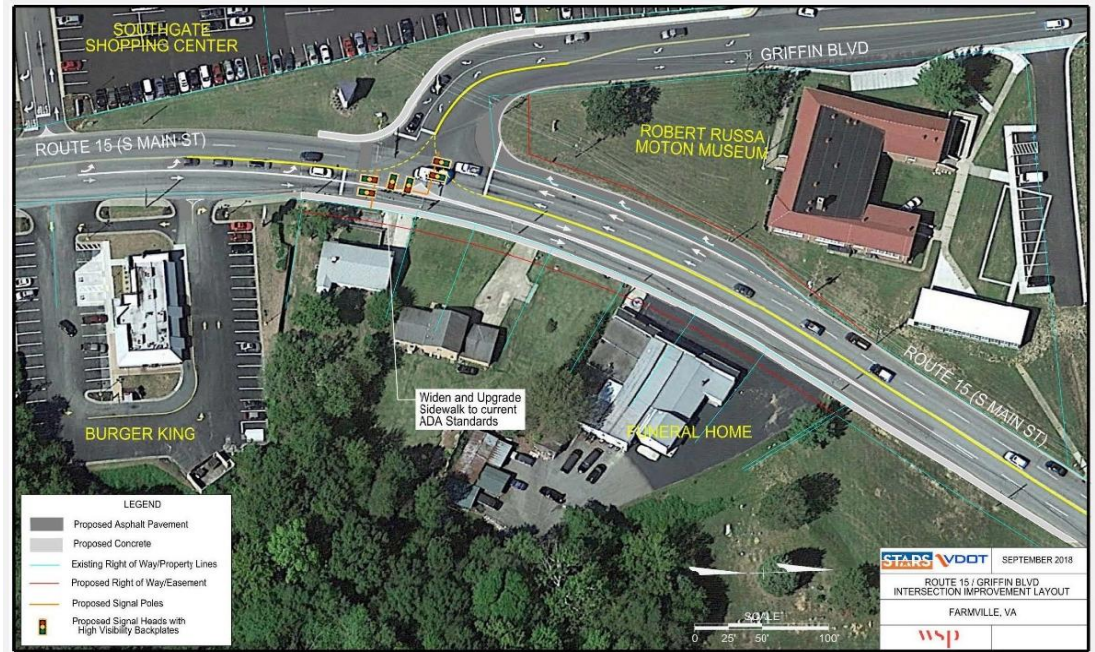
Project: **Green-T Intersection (Griffin and S. Main Street)**

Budget:
\$7,847,453

Department:
Public Works

Funding Source:
Smart Scale Funding

Project Manager:
Public Works Director



Project Description:

Reconstruction/realignment of a major intersection. This project has not been fully approved by Council but has been submitted for preliminary evaluation by VDOT in Smart Scale. A reconstruction/realignment of this intersection will enhance traffic, safety, and mobility. This project has received 100% VDOT Funding.

Town Council Goal(s) Met:

Infrastructure – Improve maintain the Town’s important capital assets that are critical to service delivery, safety, and quality of life. • Continue on-going work to effectively access external funds and complete various road improvement projects.

Project	Year 1	Year 2	Year 3	Year 4	Year 5	Total
Engineering	\$899,450					\$899,450
Right-of-Way Acquisition	\$2,724,777					\$2,724,777
Construction	\$4,223,226					\$4,223,226
Total Project Cost	\$7,847,453	\$0	\$0	\$0	\$0	\$7,847,453
Annual Cost	FY2026-27	FY2027-28	FY2028-29	FY2029-30	FY2030-31	Total
Smart Scale Funding	\$7,847,453					\$7,847,453
Capital Outlay						\$0
Total Expense	\$7,847,453	\$0	\$0	\$0	\$0	\$7,847,453
Funding Source(s)	FY2026-27	FY2027-28	FY2028-29	FY2029-30	FY2030-31	Total
General Fund	\$7,847,453					\$7,847,453
Smart Scale Funding						\$0
Total Revenue	\$7,847,453	\$0	\$0	\$0	\$0	\$7,847,453

Town of Farmville, Virginia
2026 Five-Year Capital Improvement Program - Capital Projects

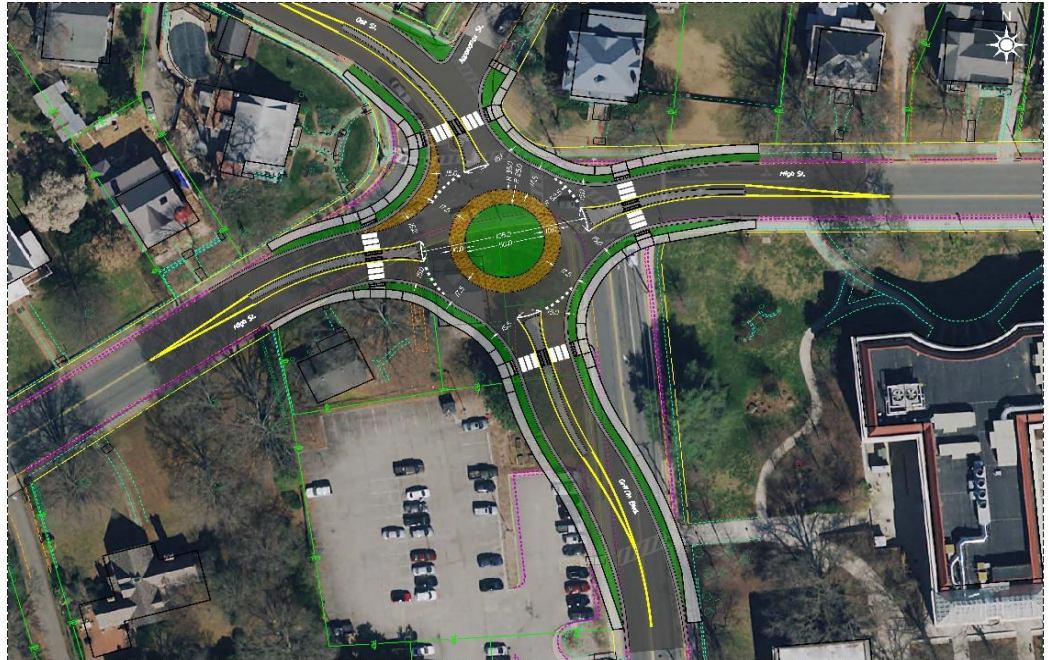
Project: **Roundabout (Oak, Griffin, and High Streets)**

Budget:
\$14,811,204

Department:
Public Works

Funding Source:
Smart Scale Funding

Project Manager:
Public Works Director



Project Description:

Reconstruction/realignment of a major intersection. This project has not been fully approved by Council but has been submitted for preliminary evaluation by VDOT in Smart Scale. A reconstruction/realignment of this intersection will enhance traffic, safety, and mobility. This project has received 100% VDOT Funding.

Town Council Goal(s) Met:

Infrastructure – Improve maintain the Town’s important capital assets that are critical to service delivery, safety, and quality of life. • Continue on-going work to effectively access external funds and complete various road improvement projects.

Project	Year 1	Year 2	Year 3	Year 4	Year 5	Total
Engineering	\$1,595,432					\$1,595,432
Right-of-Way Acquisition	\$4,082,798					\$4,082,798
Construction	\$9,132,974					\$9,132,974
Total Project Cost	\$14,811,204	\$0	\$0	\$0	\$0	\$14,811,204
Annual Cost	FY2026-27	FY2027-28	FY2028-29	FY2029-30	FY2030-31	Total
Smart Scale Funding	\$14,811,204					\$14,811,204
Capital Outlay						\$0
Total Expense	\$14,811,204	\$0	\$0	\$0	\$0	\$14,811,204
Funding Source(s)	FY2026-27	FY2027-28	FY2028-29	FY2029-30	FY2030-31	Total
Smart Scale Funding	\$14,811,204					\$14,811,204
						\$0
Total Revenue	\$14,811,204	\$0	\$0	\$0	\$0	\$14,811,204

Town of Farmville, Virginia
2026 Five-Year Capital Improvement Program - Capital Projects

Project: Replace Traffic Signal Equipment

Budget:
\$50,000

Department:
Public Works

Funding Source:
Street Maintenance
Fund - Arterial

Project Manager:
Public Works Director



Project Description:

Replacing conflict monitors, signal controllers, video detection systems, and cabinets at the intersections of 3rd Street/Milnwood Road and Main Street/Clark Street/ Williams Street. The current equipment is at the end of its life.

Town Council Goal(s) Met:

Infrastructure – Improve and maintain the Town’s important capital assets that are critical to service, delivery, safety, and quality of life.

Project	Year 1	Year 2	Year 3	Year 4	Year 5	Total
Conflict Monitors	\$2,000					\$2,000
NEMA Cabinet	\$17,000					\$17,000
Signal Controllers	\$7,000					\$7,000
Video Detection System	\$24,000					\$24,000
Total Project Cost	\$50,000	\$0	\$0	\$0	\$0	\$50,000
Annual Cost	FY2026-27	FY2027-28	FY2028-29	FY2029-30	FY2030-31	Total
						\$0
						\$0
Total Expense	\$0	\$0	\$0	\$0	\$0	\$0
Funding Source(s)	FY2026-27	FY2027-28	FY2028-29	FY2029-30	FY2030-31	Total
Street Maintenance Fund - Arterial	\$50,000					\$50,000
						\$0
Total Revenue	\$50,000	\$0	\$0	\$0	\$0	\$50,000

Town of Farmville, Virginia
2026 Five-Year Capital Improvement Program - Capital Projects

Project: Repair/Replace Sanitary Sewer Manhole

Budget:
\$40,000

Department:
Public Works

Funding Source:
Sewer Maintenance Fund

Project Manager:
Public Works Director



Project Description:

In accordance with the 2025 Farmville Asset Management Plan, done by Hurt & Proffitt, three sanitary sewer manholes, located on Bolt Street, Industrial Park Road, and Jesses Way, are in serious disrepair, and are recommended for immediate repair/rehabilitation/or replacement.

Town Council Goal(s) Met:

Infrastructure – Improve and maintain the Town’s critical capital assets that support service and quality of life.

Project	Year 1	Year 2	Year 3	Year 4	Year 5	Total
Sanitary Sewer Manhole Rehabilitation	\$40,000					\$40,000
						\$0
						\$0
Total Project Cost	\$40,000	\$0	\$0	\$0	\$0	\$40,000
Annual Cost	FY2026-27	FY2027-28	FY2028-29	FY2029-30	FY2030-31	Total
						\$0
						\$0
Total Expense	\$0	\$0	\$0	\$0	\$0	\$0
Funding Source(s)	FY2026-27	FY2027-28	FY2028-29	FY2029-30	FY2030-31	Total
Sewer Maintenance Fund	\$40,000					\$40,000
						\$0
Total Revenue	\$40,000	\$0	\$0	\$0	\$0	\$40,000

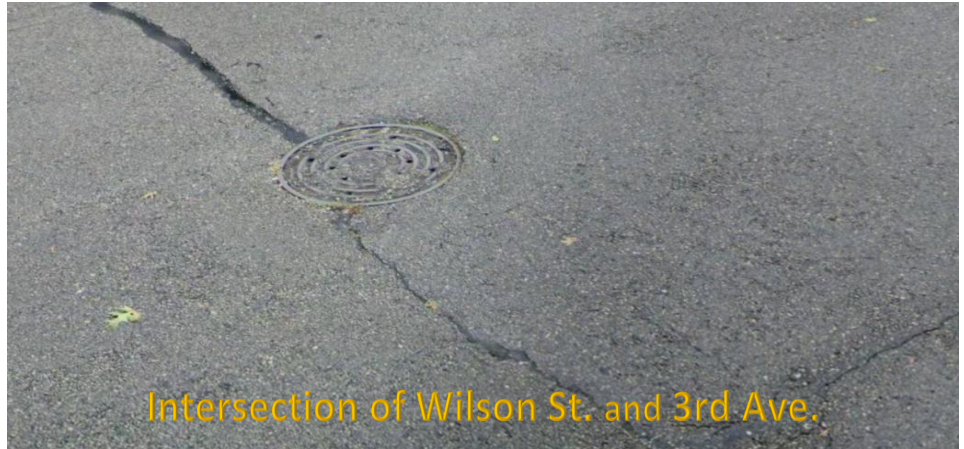
Town of Farmville, Virginia
2026 Five-Year Capital Improvement Program - Capital Projects

Project: Replace Sanitary Sewer Manhole Covers and Rings

Budget:
\$110,000

Department:
Public Works

Funding Source:
Sewer Maintenance
Fund



Project Manager:
Public Works Director

Project Description:

In accordance with the 2025 Farmville Asset Management Plan, done by Hurt & Proffitt, there are 155 sanitary sewer manhole covers with multiple holes that are subject to runoff during a storm event. This inflow can cause peak inflows that can overwhelm pump stations, back up sewer lines due to insufficient capacity, and subject the treatment plant to excessive flows.

Town Council Goal(s) Met:

Infrastructure – Improve and maintain the Town’s critical capital assets that support service and quality of life.

Project	Year 1	Year 2	Year 3	Year 4	Year 5	Total
Sanitary Sewer Manhole Cover and Rings	\$110,000					\$110,000
						\$0
						\$0
Total Project Cost	\$110,000	\$0	\$0	\$0	\$0	\$110,000
Annual Cost	FY2026-27	FY2027-28	FY2028-29	FY2029-30	FY2030-31	Total
						\$0
						\$0
Total Expense	\$0	\$0	\$0	\$0	\$0	\$0
Funding Source(s)	FY2026-27	FY2027-28	FY2028-29	FY2029-30	FY2030-31	Total
Sewer Maintenance Fund	\$110,000					\$110,000
						\$0
Total Revenue	\$110,000	\$0	\$0	\$0	\$0	\$110,000

Town of Farmville, Virginia
2026 Five-Year Capital Improvement Program - Capital Projects

Project: **Paving - Water Treatment Plant Road & Parking Lot**

Budget:
\$130,000

Department:
Public Works

Funding Source:
Water Treatment Plant
Enterprise Fund

Project Manager:
Public Works Director



Project Description:

The entrance road and parking areas at the water treatment plant are in poor condition. This project will improve the Town-owned entrance road and parking lots to the water treatment plant by addressing potholes, cracking, and other pavement issues, enhancing safety and mobility.

Town Council Goal(s) Met:

Infrastructure – Improve and maintain the Town’s important capital assets that are critical to service, delivery, safety, and quality of life.

Project	Year 1	Year 2	Year 3	Year 4	Year 5	Total
Paving - Road and Parking	\$130,000					\$130,000
Lot						\$0
						\$0
Total Project Cost	\$130,000	\$0	\$0	\$0	\$0	\$130,000
Annual Cost	FY2026-27	FY2027-28	FY2028-29	FY2029-30	FY2029-31	Total
						\$0
						\$0
Total Expense	\$0	\$0	\$0	\$0	\$0	\$0
Funding Source(s)	FY2026-27	FY2027-28	FY2028-29	FY2029-30	FY2029-31	Total
Water Treatment Plant Enterprise Fund	\$130,000					\$130,000
						\$0
Total Revenue	\$130,000	\$0	\$0	\$0	\$0	\$130,000

Town of Farmville, Virginia
2026 Five-Year Capital Improvement Program - Capital Projects

Project: **Paving - Waterworks Road**

Budget:
\$87,000

Department:
Public Works

Funding Source:
Street Maintenance
Fund - Collector

Project Manager:
Public Works Director



Project Description:

The last stretch of Water Works Road has poor pavement conditions. This project will mill and pave from the ICA entrance to the Water Treatment Plant entrance to address the potholes, cracking, and poor pavement, enhancing safety and mobility.

Town Council Goal(s) Met:

Infrastructure – Improve and maintain the Town’s important capital assets that are critical to service, delivery, safety, and quality of life.

Project	Year 1	Year 2	Year 3	Year 4	Year 5	Total
Paving and Milling	\$87,000					\$87,000
						\$0
						\$0
Total Project Cost	\$87,000	\$0	\$0	\$0	\$0	\$87,000
Annual Cost	FY2026-27	FY2027-28	FY2028-29	FY2029-30	FY2030-31	Total
						\$0
						\$0
Total Expense	\$0	\$0	\$0	\$0	\$0	\$0
Funding Source(s)	FY2026-27	FY2027-28	FY2028-29	FY2029-30	FY2030-31	Total
Street Maintenance Fund - Collector	\$87,000					\$87,000
						\$0
Total Revenue	\$87,000	\$0	\$0	\$0	\$0	\$87,000

Town of Farmville, Virginia
2026 Five-Year Capital Improvement Program - Capital Projects

Project: **Paving - East Third Street**

Budget:
\$583,000

Department:
Public Works

Funding Source:
State of Good Repair

Project Manager:
Public Works Director



Project Description:

Milling and paving the eastbound and westbound lanes of East Third Street from State Milepost 6.16 to 6.95, to address potholes, cracking, and poor pavement issues, while enhancing safety and mobility.

Town Council Goal(s) Met:

Infrastructure - Improve and maintain the Town’s critical capital assets that support service, delivery, safety, and quality of life.

Description	Year 1	Year 2	Year 3	Year 4	Year 5	Total
Milling and Paving	\$583,000					\$583,000
						\$0
						\$0
Total Project Cost	\$583,000	\$0	\$0	\$0	\$0	\$583,000
Annual Cost	FY2026-27	FY2027-28	FY2028-29	FY2029-30	FY2030-31	Total
	\$583,000					\$583,000
Total Expense	\$583,000	\$0	\$0	\$0	\$0	\$583,000
Funding Source(s)	FY2026-27	FY2027-28	FY2028-29	FY2029-30	FY2030-31	Total
State of Good Repair	\$583,000					\$583,000
						\$0
Total Revenue	\$583,000	\$0	\$0	\$0	\$0	\$583,000

Town of Farmville, Virginia
2026 Five-Year Capital Improvement Program - Capital Projects

Project: **Paving - South Main Street (Reed St to Town Limits)**

Budget:
\$1,122,000

Department:
Public Works

Funding Source:
Street Maintenance
Fund - Arterial

Project Manager:
Public Works Director



Project Description:

Improvements to the roadway are warranted on South Main Street, from Reed Street to town limit. This will elevate potholes, cracking, and poor pavement issues. This will enhance traffic, safety, and mobility.

Town Council Goal(s) Met:

Infrastructure – Improve and maintain the Town’s important capital assets that are critical to service, delivery, safety, and quality of life.

Project	Year 1	Year 2	Year 3	Year 4	Year 5	Total
Paving and Milling	\$1,122,000					\$1,122,000
						\$0
						\$0
Total Project Cost	\$1,122,000	\$0	\$0	\$0	\$0	\$1,122,000
Annual Cost	FY2026-27	FY2027-28	FY2028-29	FY2029-30	FY2030-31	Total
						\$0
						\$0
Total Expense	\$0	\$0	\$0	\$0	\$0	\$0
Funding Source(s)	FY2026-27	FY2027-28	FY2028-29	FY2029-30	FY2030-31	Total
Street Maintenance Fund - Arterial	\$1,122,000					\$1,122,000
						\$0
Total Revenue	\$1,122,000	\$0	\$0	\$0	\$0	\$1,122,000

Town of Farmville, Virginia
2026 Five-Year Capital Improvement Program - Capital Projects

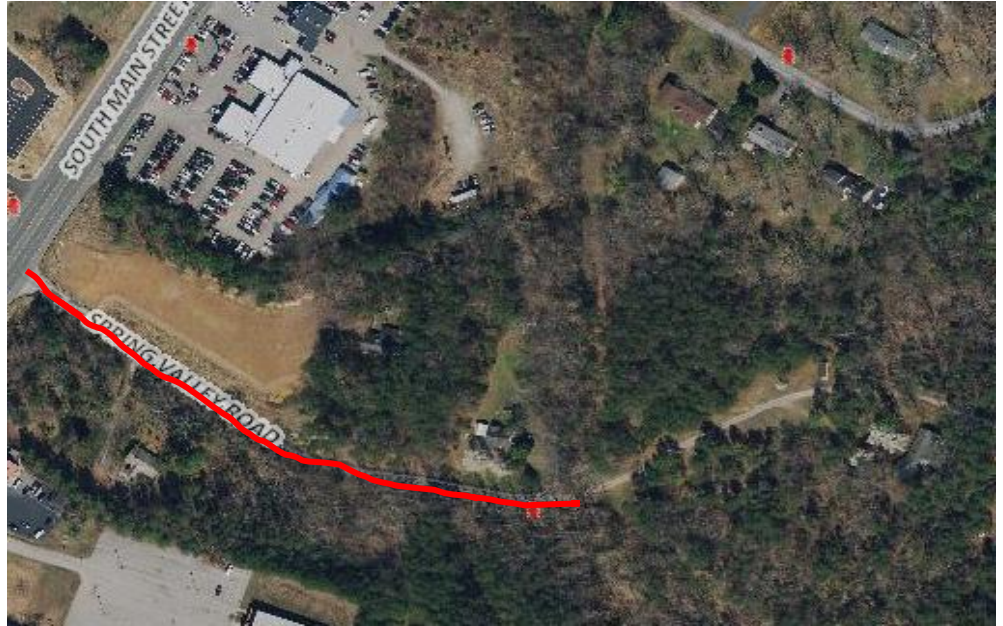
Project: **Paving - Spring Valley Road**

Budget:
\$65,000

Department:
Public Works

Funding Source:
Street Maintenance
Fund - Collector

Project Manager:
Public Works Director



Project Description:

Improvements to Spring Valley Road are warranted. This project will mill and pave Spring Valley Road from South Main Street to the end of the roadway, addressing potholes, cracking, and poor pavement conditions, enhancing safety and mobility.

Town Council Goal(s) Met:

Infrastructure – Improve maintain the Town’s important capital assets that are critical to service delivery, safety, and quality of life.

Project	Year 1	Year 2	Year 3	Year 4	Year 5	Total
Paving and Milling	\$65,000					\$65,000
						\$0
						\$0
						\$0
Total Project Cost	\$65,000	\$0	\$0	\$0	\$0	\$65,000
Annual Cost	FY2026-27	FY2027-28	FY2028-29	FY2029-30	FY2030-31	Total
						\$0
						\$0
Total Expense	\$0	\$0	\$0	\$0	\$0	\$0
Funding Source(s)	FY2026-27	FY2027-28	FY2028-29	FY2029-30	FY2030-31	Total
PW-Street Maintenance - Collector	\$65,000					\$65,000
						\$0
Total Revenue	\$65,000	\$0	\$0	\$0	\$0	\$65,000

Town of Farmville



2027 - 2028

Town of Farmville, Virginia
2026 Five-Year Capital Improvement Program - Capital Projects

Project: **Bike Pump Track**

Budget:
\$175,000

Department:
Parks and Recreation

Funding Source:
General Fund

Project Manager:
Parks and Recreation
Director



Project Description:

A Bike Pump track has been added to Wilck's Lake Park beside the Skatepark. It is available for all-wheel activity (bikes, skateboards, etc.) on the track. Pillar Design Studios provided the initial quote and construction layout for an asphalt structure with the option to upgrade to concrete in the future. The quote also expands new structures to the existing skatepark. The annual maintenance cost will be in the area of \$2000 per year. We moved on from American Ramp Company for the project, as the cost exceeded \$400,000 for the project.

Town Council Goal(s) Met:

Recreation and Cultural Activities – Take actions to further develop and promote Farmville as the regional hub for recreation and cultural activities.

Project	Year 1	Year 2	Year 3	Year 4	Year 5	Total
Construction		\$175,000				\$175,000
						\$0
						\$0
						\$0
Total Project Cost	\$0	\$175,000	\$0	\$0	\$0	\$175,000
Annual Cost	FY2026-27	FY2027-28	FY2028-29	FY2029-30	FY2030-31	Total
General Fund		\$2,000	\$2,000	\$2,000	\$2,000	\$8,000
						\$0
Total Expense	\$0	\$2,000	\$2,000	\$2,000	\$2,000	\$8,000
Funding Source(s)	FY2026-27	FY2027-28	FY2028-29	FY2029-30	FY2030-31	Total
General Fund		\$175,000				\$175,000
						\$0
Total Revenue	\$0	\$175,000	\$0	\$0	\$0	\$175,000

Town of Farmville, Virginia
2026 Five-Year Capital Improvement Program - Capital Projects

Project: Outdoor Basketball Court

Budget:
\$275,000

Department:
Parks and Recreation

Funding Source:
General Fund

Project Manager:
Parks and Recreation Director



Project Description:

An outdoor basketball court with a roof will provide a safe place for the community to participate in outdoor activities at Lions Park. The structure will cover a full-length outdoor basketball court and a multi-purpose area adjacent to pickleball and other outdoor activities. Current initial quote from W.A. Stratton for the covered structure and Harold Collins for paving a new basketball/pickleball courts. We will be looking for additional quotes for the design and the process for building the structure.

Town Council Goal(s) Met:

Recreation and Cultural Activities – Take actions to further develop and promote Farmville as the regional hub for recreation and cultural activities.

Project	Year 1	Year 2	Year 3	Year 4	Year 5	Total
Engineering & Construction		\$275,000				\$275,000
						\$0
						\$0
						\$0
Total Project Cost	\$0	\$275,000	\$0	\$0	\$0	\$275,000
Annual Cost	FY2026-27	FY2027-28	FY2028-29	FY2029-30	FY2030-31	Total
Recreation - Capital Outlay		\$275,000				\$275,000
Total Expense	\$0	\$275,000	\$0	\$0	\$0	\$275,000
Funding Source(s)	FY2026-27	FY2027-28	FY2028-29	FY2029-30	FY2030-31	Total
General Fund		\$275,000				\$275,000
						\$0
Total Revenue	\$0	\$275,000	\$0	\$0	\$0	\$275,000

Town of Farmville, Virginia
2026 Five-Year Capital Improvement Program - Capital Projects

Project: Traffic Signal Equipment Replacement

Budget:
\$55,000

Department:
Public Works

Funding Source:
Street Maintenance
Fund - Arterial

Project Manager:
Public Works Director



Project Description:

Replacing two video detection systems and two conflict monitors at the intersections of Wynne Drive / Main Street and South Street / E Third Street

Town Council Goal(s) Met:

Infrastructure – Improve and maintain the Town’s important capital assets that are critical to service, delivery, safety, and quality of life.

Project	Year 1	Year 2	Year 3	Year 4	Year 5	Total
2 - Conflict Monitors		\$5,000				\$5,000
2 - Video Detection System		\$50,000				\$50,000
						\$0
						\$0
Total Project Cost	\$0	\$55,000	\$0	\$0	\$0	\$55,000
Annual Cost	FY2026-27	FY2027-28	FY2028-29	FY2029-30	FY2030-31	Total
						\$0
						\$0
Total Expense	\$0	\$0	\$0	\$0	\$0	\$0
Funding Source(s)	FY2026-27	FY2027-28	FY2028-29	FY2029-30	FY2030-31	Total
Street Maintenance Fund - Arterial		\$55,000				\$55,000
						\$0
Total Revenue	\$0	\$55,000	\$0	\$0	\$0	\$55,000

Town of Farmville, Virginia
2026 Five-Year Capital Improvement Program - Capital Projects

Project: Replace Traffic Signal Equipment

Budget:
\$60,000

Department:
Public Works

Funding Source:
Street Maintenance
Fund - Arterial

Project Manager:
Public Works Director



Project Description:

Replacing GridSmart, Nema cabinet, and video detection equipment at the intersections of Third Street / N. Main Street and River Road / N. Main Street.

Town Council Goal(s) Met:

Infrastructure – Improve and maintain the Town’s important capital assets that are critical to service, delivery, safety, and quality of life.

Project	Year 1	Year 2	Year 3	Year 4	Year 5	Total
Gridsmart		\$19,000				\$19,000
NEMA Cabinet		\$17,000				\$17,000
Video Detection System		\$24,000				\$24,000
						\$0
Total Project Cost	\$0	\$60,000	\$0	\$0	\$0	\$60,000
Annual Cost	FY2026-27	FY2027-28	FY2028-29	FY2029-30	FY2030-31	Total
						\$0
						\$0
Total Expense	\$0	\$0	\$0	\$0	\$0	\$0
Funding Source(s)	FY2026-27	FY2027-28	FY2028-29	FY2029-30	FY2030-31	Total
Street Maintenance Fund - Arterial		\$60,000				\$60,000
						\$0
Total Revenue	\$0	\$60,000	\$0	\$0	\$0	\$60,000

Town of Farmville, Virginia
2026 Five-Year Capital Improvement Program - Capital Projects

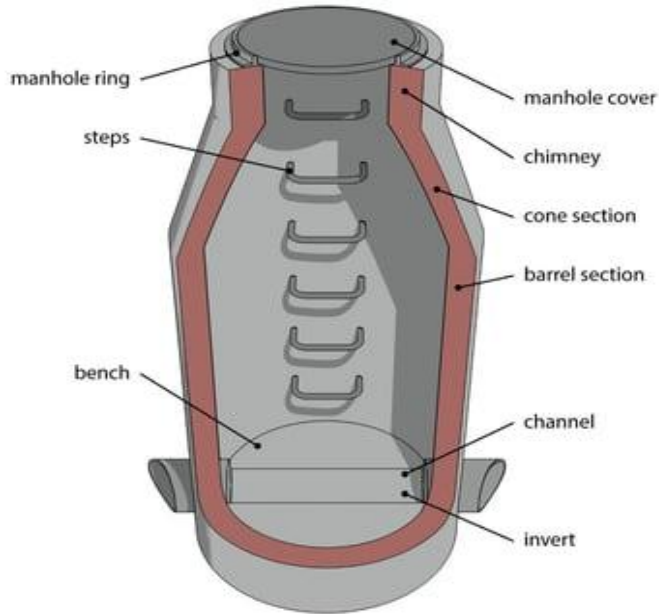
Project: **Repair Chimneys on Sanitary Sewer Manholes**

Budget:
\$160,000

Department:
Public Works

Funding Source:
Sewer Maintenance
Fund

Project Manager:
Public Works Director



Project Description:

In accordance with the 2025 Farmville Asset Management Plan, prepared by Hurt & Proffitt, there are 67 sanitary sewer manholes with chimney issues and other issues , allowing either inflow (stormwater runoff) or infiltration (groundwater entry) into the sewer

Town Council Goal(s) Met:

Infrastructure – Improve and maintain the Town’s critical capital assets that support service and quality of life.

Project	Year 1	Year 2	Year 3	Year 4	Year 5	Total
Sanitary Sewer Manhole Cover and Rings		\$160,000				\$160,000
						\$0
						\$0
Total Project Cost	\$0	\$160,000	\$0	\$0	\$0	\$160,000
Annual Cost	FY2026-27	FY2027-28	FY2028-29	FY2029-30	FY2030-31	Total
						\$0
						\$0
Total Expense	\$0	\$0	\$0	\$0	\$0	\$0
Funding Source(s)	FY2026-27	FY2027-28	FY2028-29	FY2029-30	FY2030-31	Total
Sewer Maintenance Fund		\$160,000				\$160,000
						\$0
Total Revenue	\$0	\$160,000	\$0	\$0	\$0	\$160,000

Town of Farmville, Virginia
2026 Five-Year Capital Improvement Program - Capital Projects

Project: Paving - Parking Lots on North Main @ Plaza & Riverside

Budget:
\$137,500

Department:
Public Works

Funding Source:
Maintenance - Building and Ground

Project Manager:
Public Works Director



Project Description:

Repave the upper and lower parking lots by the Downtown Plaza and Riverside Park. Improvements to the parking lots are warranted to address potholes, cracking, and other pavement defects, thereby enhancing safety and mobility.

Town Council Goal(s) Met:

Infrastructure – Improve and maintain the Town’s important capital assets that are critical to service, delivery, safety, and quality of life.

Project	Year 1	Year 2	Year 3	Year 4	Year 5	Total
Paving		\$137,500				\$137,500
						\$0
						\$0
Total Project Cost	\$0	\$137,500	\$0	\$0	\$0	\$137,500
Annual Cost	FY2026-27	FY2027-28	FY2028-29	FY2029-30	FY2030-31	Total
Maintenance - Building and Ground		\$137,500				\$137,500
						\$0
Total Expense	\$0	\$137,500	\$0	\$0	\$0	\$137,500
Funding Source(s)	FY2026-27	FY2027-28	FY2028-29	FY2029-30	FY2030-31	Total
Maintenance - Building and Ground		\$137,500				\$137,500
						\$0
Total Revenue	\$0	\$137,500	\$0	\$0	\$0	\$137,500

Town of Farmville, Virginia
2026 Five-Year Capital Improvement Program - Capital Projects

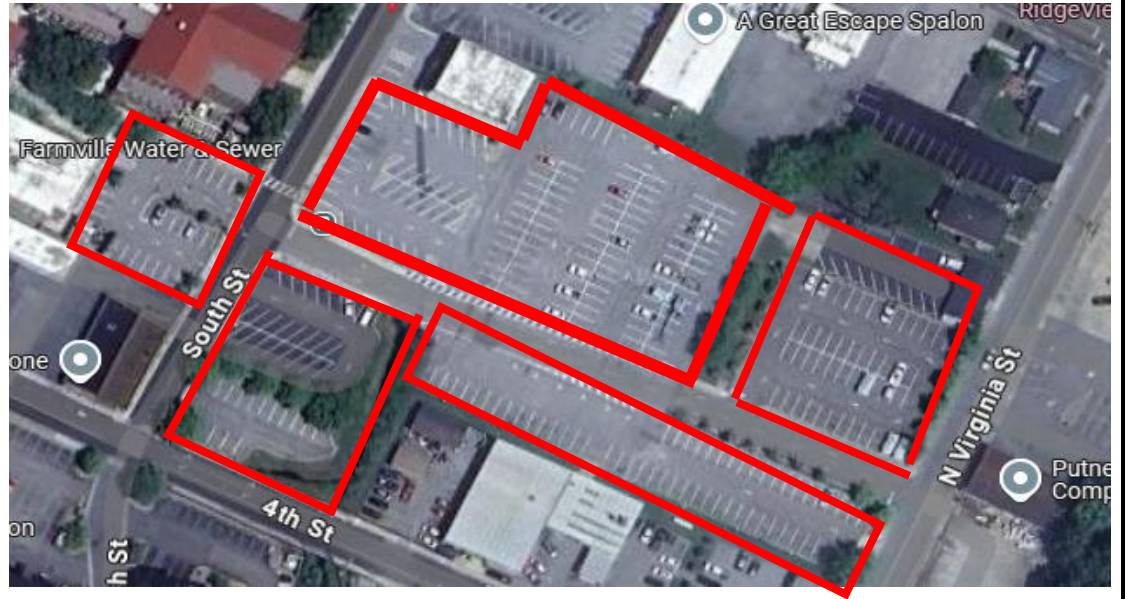
Project: **Paving - Municipal Lots (on South Street behind Town Hall)**

Budget:
\$283,000

Department:
Public Works

Funding Source:
Maintenance - Building and Ground

Project Manager:
Public Works Director



Project Description:

Improvements to the parking lots are warranted. This will elevate potholes, cracking, and poor pavement issues. This will enhance traffic, safety, and mobility.

Town Council Goal(s) Met:

Infrastructure – Improve and maintain the Town’s important capital assets that are critical to service, delivery, safety, and quality of life.

Project	Year 1	Year 2	Year 3	Year 4	Year 5	Total
Paving		\$283,000				\$283,000
						\$0
						\$0
Total Project Cost	\$0	\$283,000	\$0	\$0	\$0	\$283,000
Annual Cost	FY2026-27	FY2027-28	FY2028-29	FY2029-30	FY2030-31	Total
Maintenance - Building and Ground		\$283,000				\$283,000
						\$0
Total Expense	\$0	\$283,000	\$0	\$0	\$0	\$283,000
Funding Source(s)	FY2026-27	FY2027-28	FY2028-29	FY2029-30	FY2030-31	Total
General Fund		\$283,000				\$283,000
						\$0
Total Revenue	\$0	\$283,000	\$0	\$0	\$0	\$283,000

Town of Farmville, Virginia
2026 Five-Year Capital Improvement Program - Capital Projects

Project: **Paving - Oak Street**

Budget:
\$110,000

Department:
Public Works

Funding Source:
Street Maintenance
Fund - Collector

Project Manager:
Public Works Director



Project Description:

Improvements to Oak Street are warranted. This project will mill and pave Oak Street from High Street to West Third Street, addressing potholes, cracking, and poor pavement conditions, enhancing safety and mobility.

Town Council Goal(s) Met:

Infrastructure – Improve and maintain the Town’s important capital assets that are critical to service, delivery, safety, and quality of life.

Project	Year 1	Year 2	Year 3	Year 4	Year 5	Total
Paving and Milling		\$110,000				\$110,000
						\$0
						\$0
Total Project Cost	\$0	\$110,000	\$0	\$0	\$0	\$110,000
Annual Cost	FY2026-27	FY2027-28	FY2028-29	FY2029-30	FY2029-31	Total
						\$0
						\$0
Total Expense	\$0	\$0	\$0	\$0	\$0	\$0
Funding Source(s)	FY2026-27	FY2027-28	FY2028-29	FY2029-30	FY2029-31	Total
Street Maintenance Fund - Collector		\$110,000				\$110,000
						\$0
Total Revenue	\$0	\$110,000	\$0	\$0	\$0	\$110,000

Town of Farmville, Virginia
2026 Five-Year Capital Improvement Program - Capital Projects

Project: Paving - High Street

Budget: \$690,000

Department: Public Works

Funding Source: Street Maintenance Fund - Arterial

Project Manager: Public Works Director



Project Description:

Improvements to High Street are warranted. This project will mill and pave High Street from North Main Street to Town Limits, addressing potholes, cracking, and poor pavement conditions, enhancing safety and mobility. (Length subject to change due to the roundabout project)

Town Council Goal(s) Met:

Infrastructure – Improve and maintain the Town’s important capital assets that are critical to service, delivery, safety, and quality of life.

Project	Year 1	Year 2	Year 3	Year 4	Year 5	Total
Paving and Milling		\$690,000				\$690,000
						\$0
						\$0
Total Project Cost	\$0	\$690,000	\$0	\$0	\$0	\$690,000
Annual Cost	FY2026-27	FY2027-28	FY2028-29	FY2029-30	FY2029-31	Total
						\$0
						\$0
Total Expense	\$0	\$0	\$0	\$0	\$0	\$0
Funding Source(s)	FY2026-27	FY2027-28	FY2028-29	FY2029-30	FY2029-31	Total
Street Maintenance Fund - Arterial		\$690,000				\$690,000
						\$0
Total Revenue	\$0	\$690,000	\$0	\$0	\$0	\$690,000

Town of Farmville, Virginia
2026 Five-Year Capital Improvement Program - Capital Projects

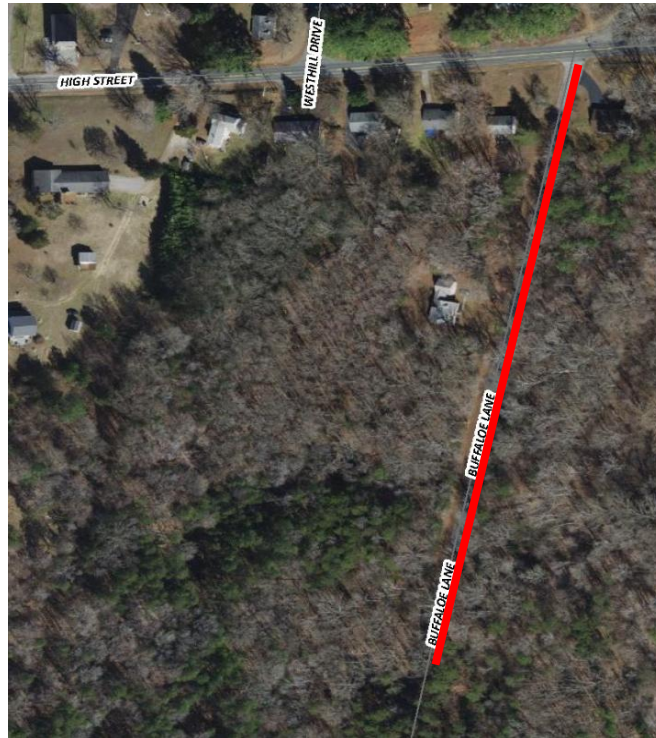
Project: **Paving - Buffalo Lane**

Budget:
\$50,000

Department:
Public Works

Funding Source:
Street Maintenance
Fund - Collector

Project Manager:
Public Works Director



Project Description:

Improvements to the roadway are warranted on Buffalo Lane. This will elevate potholes, cracking, and poor pavement issues. This will enhance traffic, safety, and mobility.

Town Council Goal(s) Met:

Infrastructure – Improve and maintain the Town’s important capital assets that are critical to service, delivery, safety, and quality of life.

Project	Year 1	Year 2	Year 3	Year 4	Year 5	Total
Paving and Milling		\$50,000				\$50,000
						\$0
						\$0
Total Project Cost	\$0	\$50,000	\$0	\$0	\$0	\$50,000
Annual Cost	FY2026-27	FY2027-28	FY2028-29	FY2029-30	FY2030-31	Total
						\$0
						\$0
Total Expense	\$0	\$0	\$0	\$0	\$0	\$0
Funding Source(s)	FY2026-27	FY2027-28	FY2028-29	FY2029-30	FY2030-31	Total
Street Maintenance Fund - Collector		\$50,000				\$50,000
						\$0
Total Revenue	\$0	\$50,000	\$0	\$0	\$0	\$50,000

Town of Farmville, Virginia
2025 Five-Year Capital Improvement Program - Capital Projects

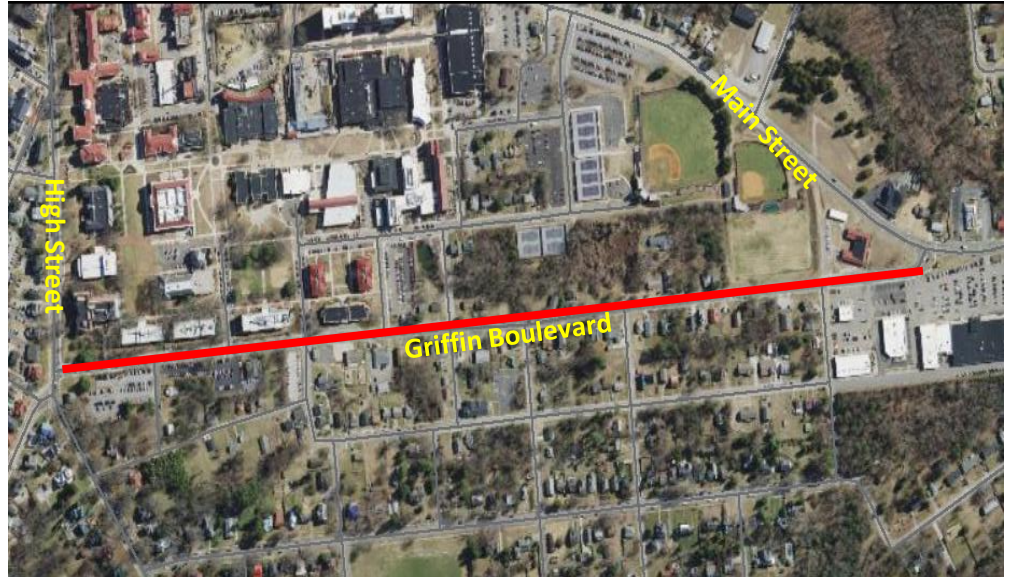
Project: **Paving - Griffin Boulevard**

Budget:
\$100,500

Department:
Public Works

Funding Source:
Street Maintenance
Fund - Collector

Project Manager:
Public Works Director



Project Description:

Improvements to Griffin Boulevard are warranted. This project will mill and pave Griffin Boulevard from High Street to Main Street, addressing potholes, cracking, and poor pavement conditions, enhancing safety and mobility.

Town Council Goal(s) Met:

Infrastructure – Improve and maintain the Town’s important capital assets that are critical to service, delivery, safety, and quality of life.

Project	Year 1	Year 2	Year 3	Year 4	Year 5	Total
Paving and Milling		\$100,500				\$100,500
						\$0
						\$0
Total Project Cost	\$0	\$100,500	\$0	\$0	\$0	\$100,500
Annual Cost	FY2026-27	FY2027-28	FY2028-29	FY2029-30	FY2030-31	Total
						\$0
						\$0
Total Expense	\$0	\$0	\$0	\$0	\$0	\$0
Funding Source(s)	FY2026-27	FY2027-28	FY2028-29	FY2029-30	FY2030-31	Total
Street Maintenance Fund - Collector		\$100,500				\$100,500
						\$0
Total Revenue	\$0	\$100,500	\$0	\$0	\$0	\$100,500

Town of Farmville, Virginia
2026 Five-Year Capital Improvement Program - Capital Projects

Project: **Paving - Madison Street (Off Griffin Boulevard)**

Budget:
\$35,000

Department:
Public Works

Funding Source:
Street Maintenance
Fund - Collector

Project Manager:
Public Works Director



Project Description:

Improvements to Madison Street are warranted. This project will mill and pave Madison Street from Griffin Boulevard to Longwood University, addressing potholes, cracking, and poor pavement conditions, enhancing safety and mobility.

Town Council Goal(s) Met:

Infrastructure – Improve and maintain the Town’s important capital assets that are critical to service, delivery, safety, and quality of life.

Project	Year 1	Year 2	Year 3	Year 4	Year 5	Total
Paving and Milling		\$35,000				\$35,000
						\$0
						\$0
Total Project Cost	\$0	\$35,000	\$0	\$0	\$0	\$35,000
Annual Cost	FY2025-26	FY2026-27	FY2027-28	FY2028-29	FY2029-30	Total
						\$0
						\$0
Total Expense	\$0	\$0	\$0	\$0	\$0	\$0
Funding Source(s)	FY2025-26	FY2026-27	FY2027-28	FY2028-29	FY2029-30	Total
Street Maintenance Fund - Collector		\$35,000				\$35,000
						\$0
Total Revenue	\$0	\$35,000	\$0	\$0	\$0	\$35,000

Town of Farmville, Virginia
2026 Five-Year Capital Improvement Program - Capital Projects

Project: **Paving - Redford Street (off Griffin Boulevard)**

Budget:
\$36,000

Department:
Public Works

Funding Source:
Street Maintenance
Fund - Collector

Project Manager:
Public Works Director



Project Description:

Improvements to Redford Street are warranted. This project will mill and pave Redford Street from Griffin Boulevard to Longwood University, addressing potholes, cracking, and poor pavement conditions, enhancing safety and mobility.

Town Council Goal(s) Met:

Infrastructure – Improve and maintain the Town’s important capital assets that are critical to service, delivery, safety, and quality of life.

Project	Year 1	Year 2	Year 3	Year 4	Year 5	Total
Paving and Milling		\$36,000				\$36,000
						\$0
						\$0
Total Project Cost	\$0	\$36,000	\$0	\$0	\$0	\$36,000
Annual Cost	FY2025-26	FY2026-27	FY2027-28	FY2028-29	FY2029-30	Total
						\$0
						\$0
Total Expense	\$0	\$0	\$0	\$0	\$0	\$0
Funding Source(s)	FY2025-26	FY2026-27	FY2027-28	FY2028-29	FY2029-30	Total
Street Maintenance Fund - Collector		\$36,000				\$36,000
						\$0
Total Revenue	\$0	\$36,000	\$0	\$0	\$0	\$36,000

Town of Farmville, Virginia
2026 Five-Year Capital Improvement Program - Capital Projects

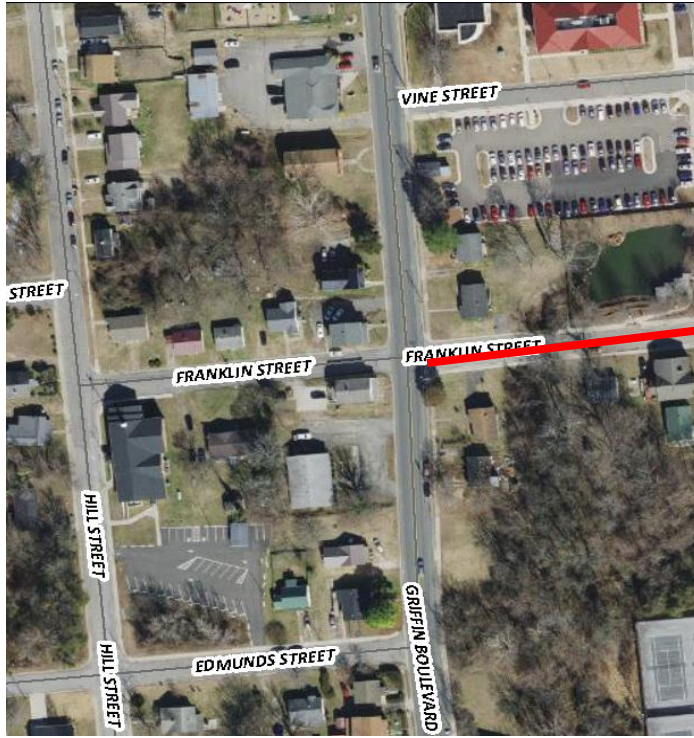
Project: **Paving - Franklin Street**

Budget:
\$18,000

Department:
Public Works

Funding Source:
Street Maintenance
Fund - Collector

Project Manager:
Public Works Director



Project Description:

Improvements to Franklin Street are warranted. This project will pave and mill Frankin Street from Griffin Boulevard to Race Street, elevating potholes, cracking, and poor pavement issues. This will enhance traffic, safety, and mobility.

Town Council Goal(s) Met:

Infrastructure – Improve and maintain the Town’s important capital assets that are critical to service, delivery, safety, and quality of life.

Project	Year 1	Year 2	Year 3	Year 4	Year 5	Total
Paving and Milling		\$18,000				\$18,000
						\$0
						\$0
Total Project Cost	\$0	\$18,000	\$0	\$0	\$0	\$18,000
Annual Cost	FY2026-27	FY2027-28	FY2028-29	FY2029-30	FY2030-31	Total
						\$0
						\$0
Total Expense	\$0	\$0	\$0	\$0	\$0	\$0
Funding Source(s)	FY2026-27	FY2027-28	FY2028-29	FY2029-30	FY2030-31	Total
Street Maintenance Fund - Collector		\$18,000				\$18,000
						\$0
Total Revenue	\$0	\$18,000	\$0	\$0	\$0	\$18,000

Town of Farmville, Virginia
2026 Five-Year Capital Improvement Program - Capital Projects

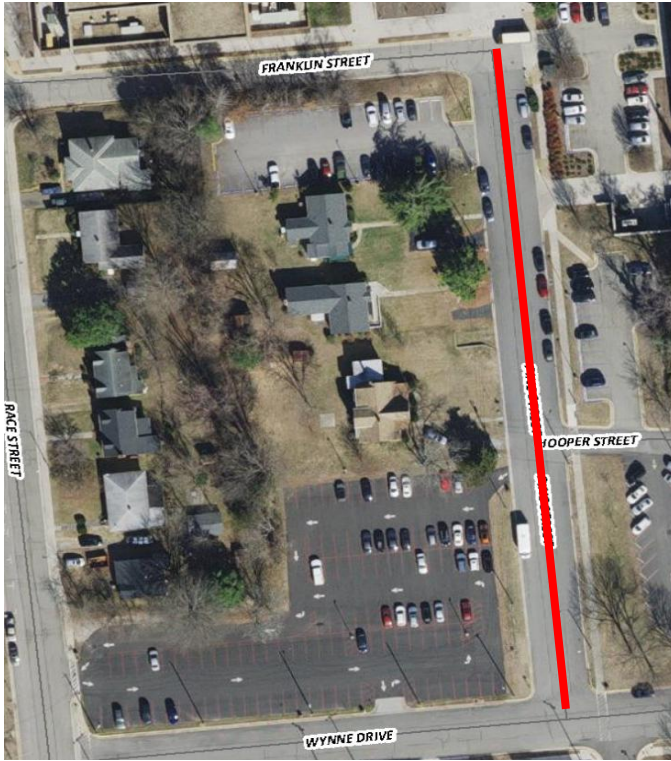
Project: **Paving - Pine Street**

Budget:
\$25,000

Department:
Public Works

Funding Source:
Street Maintenance
Fund - Collector

Project Manager:
Public Works Director



Project Description:

Improvements to Oak Street are warranted. This project will mill and pave Oak Street from Wayne Drive to Franklin Street, addressing potholes, cracking, and poor pavement conditions, enhancing safety and mobility.

Town Council Goal(s) Met:

Infrastructure – Improve and maintain the Town’s important capital assets that are critical to service, delivery, safety, and quality of life.

Project	Year 1	Year 2	Year 3	Year 4	Year 5	Total
Paving and Paving		\$25,000				\$25,000
						\$0
						\$0
Total Project Cost	\$0	\$25,000	\$0	\$0	\$0	\$25,000
Annual Cost	FY2026-27	FY2027-28	FY2028-29	FY2029-30	FY2029-31	Total
PW-Street Maintenance						\$0
Capital Outlay						\$0
Total Expense	\$0	\$0	\$0	\$0	\$0	\$0
Funding Source(s)	FY2026-27	FY2027-28	FY2028-29	FY2029-30	FY2029-31	Total
Street Maintenance Fund - Collector		\$25,000				\$25,000
						\$0
Total Revenue	\$0	\$25,000	\$0	\$0	\$0	\$25,000

Town of Farmville, Virginia
2026 Five-Year Capital Improvement Program - Capital Projects

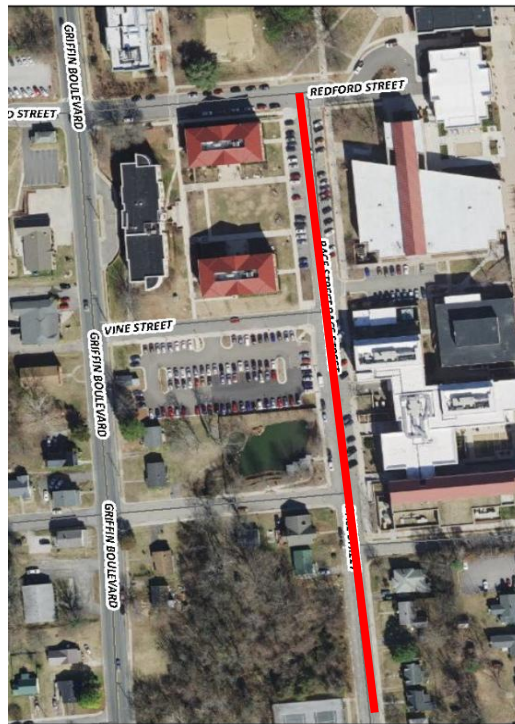
Project: Paving - Race Street

Budget: \$163,000

Department: Public Works

Funding Source: Street Maintenance Fund - Collector

Project Manager: Public Works Director



Project Description:

Improvements to Race Street are warranted. This project will mill and pave Race Street from Franklin Street to Longwood University property, addressing potholes, cracking, and poor pavement conditions, enhancing safety and mobility.

Town Council Goal(s) Met:

Infrastructure – Improve and maintain the Town’s important capital assets that are critical to service, delivery, safety, and quality of life.

Project	Year 1	Year 2	Year 3	Year 4	Year 5	Total
Paving and Milling		\$163,000				\$163,000
						\$0
						\$0
Total Project Cost	\$0	\$163,000	\$0	\$0	\$0	\$163,000
Annual Cost	FY2026-27	FY2027-28	FY2028-29	FY2029-30	FY2029-31	Total
						\$0
						\$0
Total Expense	\$0	\$0	\$0	\$0	\$0	\$0
Funding Source(s)	FY2026-27	FY2027-28	FY2028-29	FY2029-30	FY2029-31	Total
Street Maintenance Fund - Collector		\$163,000				\$163,000
						\$0
Total Revenue	\$0	\$163,000	\$0	\$0	\$0	\$163,000

Town of Farmville, Virginia
2026 Five-Year Capital Improvement Program - Capital Projects

Project: **Paving - Vine Street**

Budget:
\$16,000

Department:
Public Works

Funding Source:
Street Maintenance
Fund - Collector

Project Manager:
Public Works Director



Project Description:

Improvements to the roadway are warranted on Vine St. This will elevate potholes, cracking, and poor pavement issues. This will enhance traffic, safety, and mobility.

Town Council Goal(s) Met:

Infrastructure – Improve and maintain the Town’s important capital assets that are critical to service, delivery, safety, and quality of life.

Project	Year 1	Year 2	Year 3	Year 4	Year 5	Total
Paving and Paving		\$16,000				\$16,000
						\$0
						\$0
Total Project Cost	\$0	\$16,000	\$0	\$0	\$0	\$16,000
Annual Cost	FY2026-27	FY2027-28	FY2028-29	FY2029-30	FY2030-31	Total
						\$0
						\$0
Total Expense	\$0	\$0	\$0	\$0	\$0	\$0
Funding Source(s)	FY2026-27	FY2027-28	FY2028-29	FY2029-30	FY2030-31	Total
Street Maintenance Fund - Collector		\$16,000				\$16,000
						\$0
Total Revenue	\$0	\$16,000	\$0	\$0	\$0	\$16,000

Town of Farmville, Virginia
2026 Five-Year Capital Improvement Program - Capital Projects

Project: **Paving - Clark Street**

Budget:
\$120,000

Department:
Public Works

Funding Source:
Street Maintenance
Fund - Collector

Project Manager:
Public Works Director



Project Description:

Improvements to Clark Street are warranted. This project will mill and pave Clark Street from South Main Street to Lancer Circle, addressing potholes, cracking, and poor pavement conditions, enhancing safety and mobility.

Town Council Goal(s) Met:

Infrastructure – Improve maintain the Town’s important capital assets that are critical to service delivery, safety, and quality of life.

Project	Year 1	Year 2	Year 3	Year 4	Year 5	Total
Paving and Milling		\$120,000				\$120,000
						\$0
						\$0
						\$0
Total Project Cost	\$0	\$120,000	\$0	\$0	\$0	\$120,000
Annual Cost	FY2026-27	FY2027-28	FY2028-29	FY2029-30	FY2030-31	Total
						\$0
						\$0
Total Expense	\$0	\$0	\$0	\$0	\$0	\$0
Funding Source(s)	FY2026-27	FY2027-28	FY2028-29	FY2029-30	FY2030-31	Total
PW-Street Maintenance - Collector		\$120,000				\$120,000
						\$0
Total Revenue	\$0	\$120,000	\$0	\$0	\$0	\$120,000

Town of Farmville



2028 - 2029

Town of Farmville, Virginia
2026 Five-Year Capital Improvement Program - Capital Projects

Project: Farmville Recreation Center

Budget:
\$13,000,000

Department:
Parks and Recreation

Funding Source:
General Fund

Project Manager:
Parks and Recreation Director



Project Description:

Indoor recreation facility that includes an indoor walking/jogging track. Three basketball court areas with screen dividers will allow for multiple sports areas, and a scoreboard will be added to each court. Two pickleball courts in different areas for easy access can be used as training areas. Two group fitness areas for fitness classes, and office space with meeting rooms that can be located on the first floor and will look into the floor spacing plan for additional classrooms and areas. Contacting contractors for layout, amenities, and initial pricing quotes in 2025 .

Town Council Goal(s) Met:

Recreation and Cultural Activities – Take actions to further develop and promote Farmville as the regional hub for recreation and cultural activities.

Project	Year 1	Year 2	Year 3	Year 4	Year 5	Total
Engineering			\$200,000			\$200,000
Construction				\$12,800,000		\$12,800,000
						\$0
Total Project Cost	\$0	\$0	\$200,000	\$12,800,000	\$0	\$13,000,000
Annual Cost	FY2026-27	FY2027-28	FY2028-29	FY2029-30	FY2030-31	Total
Recreation - Capital Outlay			\$200,000	\$12,800,000		\$13,000,000
Total Expense	\$0	\$0	\$200,000	\$12,800,000	\$0	\$13,000,000
Funding Source(s)	FY2026-27	FY2027-28	FY2028-29	FY2029-30	FY2030-31	Total
General Fund			\$200,000	\$12,800,000		\$13,000,000
						\$0
Total Revenue	\$0	\$0	\$200,000	\$12,800,000	\$0	\$13,000,000

Town of Farmville, Virginia
2026 Five-Year Capital Improvement Program - Capital Projects

Project: Traffic Signal Equipment Replacement

Budget:
\$60,000

Department:
Public Works

Funding Source:
Street Maintenance
Traffic Fund - Arterial

Project Manager:
Public Works Director



Project Description:

Replacing UPS, Controller, NEMA Cabinet, and Video Detection for intersections Cedar Avenue / East Third Street, and Industrial Park Road / W. Third Street.

Town Council Goal(s) Met:

Infrastructure – Improve and maintain the Town’s important capital assets that are critical to service, delivery, safety, and quality of life.

Project	Year 1	Year 2	Year 3	Year 4	Year 5	Total
UPS Battery			\$12,000			\$12,000
NEMA Cabinet			\$17,000			\$17,000
Video Detection System			\$24,000			\$24,000
Controller			\$7,000			\$7,000
Total Project Cost	\$0	\$0	\$60,000	\$0	\$0	\$60,000
Annual Cost	FY2026-27	FY2027-28	FY2028-29	FY2029-30	FY2030-31	Total
						\$0
						\$0
Total Expense	\$0	\$0	\$0	\$0	\$0	\$0
Funding Source(s)	FY2026-27	FY2027-28	FY2028-29	FY2029-30	FY2030-31	Total
Street Maintenance Traffic Fund - Arterial			\$60,000			\$60,000
						\$0
Total Revenue	\$0	\$0	\$60,000	\$0	\$0	\$60,000

Town of Farmville, Virginia
2026 Five-Year Capital Improvement Program - Capital Projects

Project: **Repair/Rehab Sanitary Sewer Manholes**

Budget:
\$190,000

Department:
Public Works

Funding Source:
Sewer Maintenance
Fund

Project Manager:
Public Works Director



Project Description:

In accordance with the 2025 Farmville Asset Management Plan, prepared by Hurt & Proffitt, 63 sanitary sewer manholes are recommended for repair or rehabilitation due to cracks in walls, infiltration, or other structural issues.

Town Council Goal(s) Met:

Infrastructure – Improve and maintain the Town’s critical capital assets that support service and quality of life.

Project	Year 1	Year 2	Year 3	Year 4	Year 5	Total
Sanitary Sewer Manhole Cover and Rings			\$190,000			\$190,000
						\$0
						\$0
Total Project Cost	\$0	\$0	\$190,000	\$0	\$0	\$190,000
Annual Cost	FY2026-27	FY2027-28	FY2028-29	FY2029-30	FY2030-31	Total
						\$0
						\$0
Total Expense	\$0	\$0	\$0	\$0	\$0	\$0
Funding Source(s)	FY2026-27	FY2027-28	FY2028-29	FY2029-30	FY2030-31	Total
Sewer Maintenance Fund			\$190,000			\$190,000
						\$0
Total Revenue	\$0	\$0	\$190,000	\$0	\$0	\$190,000

Town of Farmville, Virginia
2026 Five-Year Capital Improvement Program - Capital Projects

Project: **Paving - Depot Street Parking Lot**

Budget:
\$108,000

Department:
Public Works

Funding Source:
Maintenance - Building
and Ground

Project Manager:
Public Works Director



Project Description:

Improvements to the parking lots are warranted. This will elevate potholes, cracking, and poor pavement issues. This will enhance traffic, safety, and mobility.

Town Council Goal(s) Met:

Infrastructure – Improve and maintain the Town’s important capital assets that are critical to service, delivery, safety, and quality of life.

Project	Year 1	Year 2	Year 3	Year 4	Year 5	Total
Paving Parking Lot			\$108,000			\$108,000
						\$0
						\$0
Total Project Cost	\$0	\$0	\$108,000	\$0	\$0	\$108,000
Annual Cost	FY2026-27	FY2027-28	FY2028-29	FY2029-30	FY2030-31	Total
						\$0
						\$0
Total Expense	\$0	\$0	\$0	\$0	\$0	\$0
Funding Source(s)	FY2026-27	FY2027-28	FY2028-29	FY2029-30	FY2030-31	Total
Maintenance - Building and Ground			\$108,000			\$108,000
						\$0
Total Revenue	\$0	\$0	\$108,000	\$0	\$0	\$108,000

Town of Farmville, Virginia
2026 Five-Year Capital Improvement Program - Capital Projects

Project: Paving - Downtown Plaza

Budget:
\$25,000

Department:
Public Works

Funding Source:
Maintenance - Building and Ground

Project Manager:
Public Works Director



Project Description:

Improvements to the paved area at the Downtown Plaza are warranted. This will elevate potholes, cracking, and poor pavement issues. This will enhance traffic, safety, and mobility.

Town Council Goal(s) Met:

Infrastructure – Improve and maintain the Town’s important capital assets that are critical to service, delivery, safety, and quality of life.

Project	Year 1	Year 2	Year 3	Year 4	Year 5	Total
Paving			\$25,000			\$25,000
						\$0
						\$0
Total Project Cost	\$0	\$0	\$25,000	\$0	\$0	\$25,000
Annual Cost	FY2026-27	FY2027-28	FY2028-29	FY2029-30	FY2030-31	Total
						\$0
						\$0
Total Expense	\$0	\$0	\$0	\$0	\$0	\$0
Funding Source(s)	FY2026-27	FY2027-28	FY2028-29	FY2029-30	FY2030-31	Total
Maintenance - Building and Ground			\$25,000			\$25,000
						\$0
Total Revenue	\$0	\$0	\$25,000	\$0	\$0	\$25,000

Town of Farmville, Virginia
2026 Five-Year Capital Improvement Program - Capital Projects

Project: **Paving - Farmville Train Station Parking Lot**

Budget:
\$116,000

Department:
Public Works

Funding Source:
Maintenance - Building
and Ground

Project Manager:
Public Works Director



Project Description:

Improvements to the parking lots are warranted. This will elevate potholes, cracking, and poor pavement issues. This will enhance traffic, safety, and mobility.

Town Council Goal(s) Met:

Infrastructure – Improve and maintain the Town’s important capital assets that are critical to service, delivery, safety, and quality of life.

Project	Year 1	Year 2	Year 3	Year 4	Year 5	Total
Paving			\$116,000			\$116,000
						\$0
						\$0
Total Project Cost	\$0	\$0	\$116,000	\$0	\$0	\$116,000
Annual Cost	FY2026-27	FY2027-28	FY2028-29	FY2029-30	FY2030-31	Total
						\$0
						\$0
Total Expense	\$0	\$0	\$0	\$0	\$0	\$0
Funding Source(s)	FY2026-27	FY2027-28	FY2028-29	FY2029-30	FY2030-31	Total
Maintenance - Building and Ground			\$116,000			\$116,000
						\$0
Total Revenue	\$0	\$0	\$116,000	\$0	\$0	\$116,000

Town of Farmville, Virginia
2026 Five-Year Capital Improvement Program - Capital Projects

Project: **Paving - Municipal Parking Lots (Farmers Market)**

Budget:
\$156,000

Department:
Public Works

Funding Source:
Maintenance - Building
and Ground

Project Manager:
Public Works Director



Project Description:

Improvements to the parking lots are warranted. This will elevate potholes, cracking, and poor pavement issues. This will enhance traffic, safety, and mobility.

Town Council Goal(s) Met:

Infrastructure – Improve and maintain the Town’s important capital assets that are critical to service, delivery, safety, and quality of life.

Project	Year 1	Year 2	Year 3	Year 4	Year 5	Total
Farmers Market Parking Lot			\$96,000			\$96,000
Municipal Parking Lot Adjacent to Farmers Market			\$60,000			\$60,000
Total Project Cost	\$0	\$0	\$156,000	\$0	\$0	\$156,000
Annual Cost	FY2026-27	FY2027-28	FY2028-29	FY2029-30	FY2030-31	Total
						\$0
						\$0
Total Expense	\$0	\$0	\$0	\$0	\$0	\$0
Funding Source(s)	FY2026-27	FY2027-28	FY2028-29	FY2029-30	FY2030-31	Total
Maintenance - Building and Ground			\$156,000			\$156,000
						\$0
Total Revenue	\$0	\$0	\$156,000	\$0	\$0	\$156,000

Town of Farmville, Virginia
2026 Five-Year Capital Improvement Program - Capital Projects

Project: **Paving - Probation & Parole Parking Lot**

Budget:
\$60,000

Department:
Public Works

Funding Source:
Maintenance - Building
and Ground

Project Manager:
Public Works Director



Project Description:

Improvements to the parking lots are warranted. This will elevate potholes, cracking, and poor pavement issues. This will enhance traffic, safety, and mobility.

Town Council Goal(s) Met:

Infrastructure – Improve and maintain the Town’s important capital assets that are critical to service, delivery, safety, and quality of life.

Project	Year 1	Year 2	Year 3	Year 4	Year 5	Total
Paving			\$60,000			\$60,000
						\$0
						\$0
Total Project Cost	\$0	\$0	\$60,000	\$0	\$0	\$60,000
Annual Cost	FY2026-27	FY2027-28	FY2028-29	FY2029-30	FY2030-31	Total
Maintenance - Building and Ground						\$0
						\$0
Total Expense	\$0	\$0	\$0	\$0	\$0	\$0
Funding Source(s)	FY2026-27	FY2027-28	FY2028-29	FY2029-30	FY2030-31	Total
Maintenance - Building and Ground			\$60,000			\$60,000
						\$0
Total Revenue	\$0	\$0	\$60,000	\$0	\$0	\$60,000

Town of Farmville, Virginia
2026 Five-Year Capital Improvement Program - Capital Projects

Project: **Paving - Municipal Parking Lot (Second & South Street)**

Budget:
\$38,000

Department:
Public Works

Funding Source:
Maintenance - Building
and Ground

Project Manager:
Public Works Director



Project Description:

Improvements to the parking lots are warranted. This will elevate potholes, cracking, and poor pavement issues. This will enhance traffic, safety, and mobility.

Town Council Goal(s) Met:

Infrastructure – Improve maintain the Town’s important capital assets that are critical to service delivery, safety, and quality of life.

Project	Year 1	Year 2	Year 3	Year 4	Year 5	Total
Paving			\$38,000			\$38,000
						\$0
						\$0
						\$0
Total Project Cost	\$0	\$0	\$38,000	\$0	\$0	\$38,000
Annual Cost	FY2026-27	FY2027-28	FY2028-29	FY2029-30	FY2030-31	Total
						\$0
						\$0
Total Expense	\$0	\$0	\$0	\$0	\$0	\$0
Funding Source(s)	FY2026-27	FY2027-28	FY2028-29	FY2029-30	FY2030-31	Total
Maintenance - Building and Ground			\$38,000			\$38,000
						\$0
Total Revenue	\$0	\$0	\$38,000	\$0	\$0	\$38,000

Town of Farmville, Virginia
2026 Five-Year Capital Improvement Program - Capital Projects

Project: Paving - Depot Street

Budget:
\$30,000

Department:
Public Works

Funding Source:
Street Maintenance
Fund - Collector

Project Manager:
Public Works Director



Project Description:

Improvements to Depot Street are warranted. This project will mill and pave Depot Street from North Main Street to North South Street, addressing potholes, cracking, and poor pavement conditions, enhancing safety and mobility.

Town Council Goal(s) Met:

Infrastructure – Improve and maintain the Town’s important capital assets that are critical to service, delivery, safety, and quality of life.

Project	Year 1	Year 2	Year 3	Year 4	Year 5	Total
Paving and Milling			\$30,000			\$30,000
						\$0
Total Project Cost	\$0	\$0	\$30,000	\$0	\$0	\$30,000
Annual Cost	FY2026-27	FY2027-28	FY2028-29	FY2029-30	FY2030-31	Total
						\$0
						\$0
Total Expense	\$0	\$0	\$0	\$0	\$0	\$0
Funding Source(s)	FY2026-27	FY2027-28	FY2028-29	FY2029-30	FY2030-31	Total
PW-Street Maintenance			\$30,000			\$30,000
						\$0
Total Revenue	\$0	\$0	\$30,000	\$0	\$0	\$30,000

Town of Farmville, Virginia
2026 Five-Year Capital Improvement Program - Capital Projects

Project: **Paving - Mill Street**

Budget:
\$43,000

Department:
Public Works

Funding Source:
Street Maintenance
Fund - Collector

Project Manager:
Public Works Director



Project Description:

Improvements to Mill Street are warranted. This project will mill and pave Mill Street from First Street to West Second Street, addressing potholes, cracking, and poor pavement conditions, enhancing safety and mobility.

Town Council Goal(s) Met:

Infrastructure – Improve and maintain the Town’s important capital assets that are critical to service, delivery, safety, and quality of life.

Project	Year 1	Year 2	Year 3	Year 4	Year 5	Total
Paving and Milling			\$43,000			\$43,000
						\$0
						\$0
Total Project Cost	\$0	\$0	\$43,000	\$0	\$0	\$43,000
Annual Cost	FY2026-27	FY2027-28	FY2028-29	FY2029-30	FY2030-31	Total
						\$0
						\$0
Total Expense	\$0	\$0	\$0	\$0	\$0	\$0
Funding Source(s)	FY2026-27	FY2027-28	FY2028-29	FY2029-30	FY2030-31	Total
PW-Street Maintenance			\$43,000			\$43,000
						\$0
Total Revenue	\$0	\$0	\$43,000	\$0	\$0	\$43,000

Town of Farmville, Virginia
2026 Five-Year Capital Improvement Program - Capital Projects

Project: **Paving - First Street** (Off of North Main Street)

Budget:
\$36,000

Department:
Public Works

Funding Source:
Street Maintenance
Fund - Collector

Project Manager:
Public Works Director



Project Description:

Improvements to First Street are warranted. This project will mill and pave First Street from North Main Street to the end of First Street, addressing potholes, cracking, and poor pavement conditions, enhancing safety and mobility.

Town Council Goal(s) Met:

Infrastructure – Improve and maintain the Town’s important capital assets that are critical to service, delivery, safety, and quality of life.

Project	Year 1	Year 2	Year 3	Year 4	Year 5	Total
Paving and Milling			\$36,000			\$36,000
						\$0
						\$0
Total Project Cost	\$0	\$0	\$36,000	\$0	\$0	\$36,000
Annual Cost	FY2026-27	FY2027-28	FY2028-29	FY2029-30	FY2030-31	Total
						\$0
						\$0
Total Expense	\$0	\$0	\$0	\$0	\$0	\$0
Funding Source(s)	FY2026-27	FY2027-28	FY2028-29	FY2029-30	FY2030-31	Total
PW-Street Maintenance			\$36,000			\$36,000
						\$0
Total Revenue	\$0	\$0	\$36,000	\$0	\$0	\$36,000

Town of Farmville, Virginia
2025 Five-Year Capital Improvement Program - Capital Projects

Project: Paving - Second Street (West of Main Street)

Budget:
\$32,000

Department:
Public Works

Funding Source:
Street Maintenance
Fund - Collector

Project Manager:
Public Works Director



Project Description:

This project will mill and pave West Second Street from North Main Street to North South Street, addressing potholes, cracking, and poor pavement conditions, enhancing safety and mobility.

Town Council Goal(s) Met:

Infrastructure – Improve and maintain the Town’s important capital assets that are critical to service, delivery, safety, and quality of life.

Project	Year 1	Year 2	Year 3	Year 4	Year 5	Total
Paving and Milling			\$32,000			\$32,000
Milling						\$0
						\$0
Total Project Cost	\$0	\$0	\$32,000	\$0	\$0	\$32,000
Annual Cost	FY2026-27	FY2027-28	FY2028-29	FY2029-30	FY2030-31	Total
						\$0
						\$0
Total Expense	\$0	\$0	\$0	\$0	\$0	\$0
Funding Source(s)	FY2026-27	FY2027-28	FY2028-29	FY2029-30	FY2030-31	Total
PW-Street Maintenance			\$32,000			\$32,000
						\$0
Total Revenue	\$0	\$0	\$32,000	\$0	\$0	\$32,000

Town of Farmville, Virginia
2026 Five-Year Capital Improvement Program - Capital Projects

Project: **Paving - North Street (East & West of Third Street)**

Budget:
\$82,000

Department:
Public Works

Funding Source:
Street Maintenance
Fund - Collector

Project Manager:
Public Works Director



Project Description:

Improvements to North Street are warranted. This project will mill and pave North Street from West Second Street to High Street, addressing potholes, cracking, and poor pavement conditions, enhancing safety and mobility.

Town Council Goal(s) Met:

Infrastructure – Improve and maintain the Town’s important capital assets that are critical to service, delivery, safety, and quality of life.

Project	Year 1	Year 2	Year 3	Year 4	Year 5	Total
Paving and Milling			\$82,000			\$82,000
						\$0
						\$0
Total Project Cost	\$0	\$0	\$82,000	\$0	\$0	\$82,000
Annual Cost	FY2026-27	FY2027-28	FY2028-29	FY2029-30	FY2030-31	Total
						\$0
						\$0
Total Expense	\$0	\$0	\$0	\$0	\$0	\$0
Funding Source(s)	FY2026-27	FY2027-28	FY2028-29	FY2029-30	FY2030-31	Total
PW-Street Maintenance			\$82,000			\$82,000
						\$0
Total Revenue	\$0	\$0	\$82,000	\$0	\$0	\$82,000

Town of Farmville, Virginia
2026 Five-Year Capital Improvement Program - Capital Projects

Project: Paving - Venable Street

Budget: \$85,300

Department: Public Works

Funding Source: Street Maintenance
Fund - Collector

PROJECT MANAGER: Public Works Director



Project Description:

This project will mill and pave Venable Street from South Main Street to High Street, addressing potholes, cracking, and poor pavement conditions, enhancing safety and mobility.

Town Council Goal(s) Met:

Infrastructure – Improve and maintain the Town’s important capital assets that are critical to service, delivery, safety, and quality of life.

Project	Year 1	Year 2	Year 3	Year 4	Year 5	Total
Paving and Milling			\$85,300			\$85,300
						\$0
						\$0
Total Project Cost	\$0	\$0	\$85,300	\$0	\$0	\$85,300
Annual Cost	FY2026-27	FY2027-28	FY2028-29	FY2029-30	FY2030-31	Total
						\$0
						\$0
Total Expense	\$0	\$0	\$0	\$0	\$0	\$0
Funding Source(s)	FY2026-27	FY2027-28	FY2028-29	FY2029-30	FY2030-31	Total
PW-Street Maintenance			\$85,300			\$85,300
						\$0
Total Revenue	\$0	\$0	\$85,300	\$0	\$0	\$85,300

Town of Farmville, Virginia
2025 Five-Year Capital Improvement Program - Capital Projects

Project: **Paving - Madison Street (Off South Main Street)**

Budget:
\$53,000

Department:
Public Works

Funding Source:
Street Maintenance
Fund

Project Manager
Public Works Director



Project Description:

Improvements to Madison Street are warranted. This project will mill and pave Madison Street from South Main Street to the end of the town's responsibility, addressing potholes, cracking, and poor pavement conditions, enhancing safety and mobility.

Town Council Goal(s) Met:

Infrastructure – Improve and maintain the Town’s important capital assets that are critical to service, delivery, safety, and quality of life.

Project	Year 1	Year 2	Year 3	Year 4	Year 5	Total
Paving and Milling			\$53,000			\$53,000
						\$0
						\$0
Total Project Cost	\$0	\$0	\$53,000	\$0	\$0	\$53,000
Annual Cost	FY2026-27	FY2027-28	FY2028-29	FY2029-30	FY2030-31	Total
						\$0
						\$0
Total Expense	\$0	\$0	\$0	\$0	\$0	\$0
Funding Source(s)	FY2026-27	FY2027-28	FY2028-29	FY2029-30	FY2030-31	Total
PW-Street Maintenance			\$53,000			\$53,000
						\$0
Total Revenue	\$0	\$0	\$53,000	\$0	\$0	\$53,000

Town of Farmville, Virginia
2026 Five-Year Capital Improvement Program - Capital Projects

Project: **Paving - Robeson Street**

Budget:
\$26,300

Department:
Public Works

Funding Source:
Street Maintenance
Fund

Project Manager:
Public Works Director



Project Description:

This project will mill and pave Robeson Street from South South Street to South Main Street, addressing potholes, cracking, and poor pavement conditions, enhancing safety and mobility.

Town Council Goal(s) Met:

Infrastructure – Improve and maintain the Town’s important capital assets that are critical to service, delivery, safety, and quality of life.

Project	Year 1	Year 2	Year 3	Year 4	Year 5	Total
Paving and Paving			\$26,300			\$26,300
						\$0
						\$0
Total Project Cost	\$0	\$0	\$26,300	\$0	\$0	\$26,300
Annual Cost	FY2026-27	FY2027-28	FY2028-29	FY2029-30	FY2030-31	Total
						\$0
						\$0
Total Expense	\$0	\$0	\$0	\$0	\$0	\$0
Funding Source(s)	FY2026-27	FY2027-28	FY2028-29	FY2029-30	FY2030-31	Total
PW-Street Maintenance			\$26,300			\$26,300
						\$0
Total Revenue	\$0	\$0	\$26,300	\$0	\$0	\$26,300

Town of Farmville, Virginia
2026 Five-Year Capital Improvement Program - Capital Projects

Project: **Paving - Paulette Street**

Budget:
\$26,500

Department:
Public Works

Funding Source:
Street Maintenance
Fund - Collector

Project Manager:
Public Works Director



Project Description:

This project will mill and pave Paulette Street from South Main Street to the end, addressing potholes, cracking, and poor pavement conditions, enhancing safety and mobility.

Town Council Goal(s) Met:

Infrastructure – Improve and maintain the Town’s important capital assets that are critical to service, delivery, safety, and quality of life.

Project	Year 1	Year 2	Year 3	Year 4	Year 5	Total
Paving and Milling			\$26,500			\$26,500
						\$0
						\$0
Total Project Cost	\$0	\$0	\$26,500	\$0	\$0	\$26,500
Annual Cost	FY2026-27	FY2027-28	FY2028-29	FY2029-30	FY2030-31	Total
						\$0
						\$0
Total Expense	\$0	\$0	\$0	\$0	\$0	\$0
Funding Source(s)	FY2026-27	FY2027-28	FY2028-29	FY2029-30	FY2030-31	Total
PW-Street Maintenance			\$26,500			\$26,500
						\$0
Total Revenue	\$0	\$0	\$26,500	\$0	\$0	\$26,500

Town of Farmville, Virginia
2026 Five-Year Capital Improvement Program - Capital Projects

Project: **Paving - Downtown Areas with Concrete**

Budget:
\$1,200,000

Department:
Public Works

Funding Source:
Street Maintenance
Fund

Project Manager:
Public Works Director



Project Description:

Pave all downtown areas that have concrete. This will elevate potholes, cracking, and poor pavement issues. This will enhance traffic, safety, and mobility. Areas include: North Main Street from Depot Street to South Main Street at Gross Street, and East Third Street and West Third Street at Main Street, about 50' on each side of Main Street. Replace all concrete sections, estimated 4000 yards @ \$300 per yard, then labor & equipment. Replace bad/failed sections.

Town Council Goal(s) Met:

Infrastructure – Improve and maintain the Town’s important capital assets that are critical to service, delivery, safety, and quality of life.

Project	Year 1	Year 2	Year 3	Year 4	Year 5	Total
Concrete			\$1,200,000			\$1,200,000
Total Project Cost	\$0	\$0	\$1,200,000	\$0	\$0	\$1,200,000
Annual Cost	FY2026-27	FY2027-28	FY2028-29	FY2029-30	FY2030-31	Total
						\$0
						\$0
Total Expense	\$0	\$0	\$0	\$0	\$0	\$0
Funding Source(s)	FY2026-27	FY2027-28	FY2028-29	FY2029-30	FY2030-31	Total
PW-Street Maintenance			\$1,200,000	\$0		\$1,200,000
State of Good Repair						\$0
Total Revenue	\$0	\$0	\$1,200,000	\$0	\$0	\$1,200,000

Town of Farmville



2029 - 2030

Town of Farmville, Virginia
2026 Five-Year Capital Improvement Program - Capital Projects

Project: Traffic Signal Equipment Replacement

Budget:
\$60,000

Department:
Public Works

Funding Source:
Street Maintenance
Fund - Arterial

Project Manager:
Public Works Director



Project Description:

Replacing UPS Battery, and two Video Detection Systems at the intersections of Milnwood Road / Third Street, N. Main Street / Third Street, and Second Street / N. Main Street.

Town Council Goal(s) Met:

Infrastructure – Improve and maintain the Town’s important capital assets that are critical to service, delivery, safety, and quality of life.

Project	Year 1	Year 2	Year 3	Year 4	Year 5	Total
UPS Battery				\$12,000		\$12,000
Video Detection System				\$24,000		\$24,000
Video Detection System				\$24,000		\$24,000
						\$0
Total Project Cost	\$0	\$0	\$0	\$60,000	\$0	\$60,000
Annual Cost	FY2026-27	FY2027-28	FY2028-29	FY2029-30	FY2030-31	Total
						\$0
						\$0
Total Expense	\$0	\$0	\$0	\$0	\$0	\$0
Funding Source(s)	FY2026-27	FY2027-28	FY2028-29	FY2029-30	FY2030-31	Total
Street Maintenance Fund - Arterial				\$60,000		\$60,000
						\$0
Total Revenue	\$0	\$0	\$0	\$60,000	\$0	\$60,000

Town of Farmville, Virginia
2026 Five-Year Capital Improvement Program - Capital Projects

Project: Paving - Parking Lot at the Farmville Area Bus

Budget:
\$95,000

Department:
Public Works

Funding Source:
Maintenance -
Building and Ground

Project Manager:
Public Works
Director



Project Description:

Improvements to the parking lots are warranted. This will elevate potholes, cracking, and poor pavement issues. This will enhance traffic, safety, and mobility.

Town Council Goal(s) Met:

Infrastructure – Improve and maintain the Town’s important capital assets that are critical to service, delivery, safety, and quality of life.

Project	Year 1	Year 2	Year 3	Year 4	Year 5	\$0
Paving				\$95,000		\$95,000
						\$0
Total Project Cost	\$0	\$0	\$0	\$95,000	\$0	\$95,000
Annual Cost	FY2026-27	FY2027-28	FY2028-29	FY2029-30	FY2030-31	Total
						\$0
Total Expense	\$0	\$0	\$0	\$0	\$0	\$0
Funding Source(s)	FY2026-27	FY2027-28	FY2028-29	FY2029-30	FY2030-31	Total
Maintenance - Building and Ground				\$95,000		\$95,000
						\$0
Total Revenue	\$0	\$0	\$0	\$95,000	\$0	\$95,000

Town of Farmville, Virginia
2026 Five-Year Capital Improvement Program - Capital Projects


Project: Paving - Parking Lot at the Town Fuel Site

Budget:
\$40,000

Department:
Public Works

Funding Source:
Maintenance -
Building and Ground

Project Manager:
Public Works
Director



Project Description:

Improvements to the parking lots are warranted. This will elevate potholes, cracking, and poor pavement issues. This will enhance traffic, safety, and mobility.

Town Council Goal(s) Met:

Infrastructure – Improve and maintain the Town’s important capital assets that are critical to service, delivery, safety, and quality of life.

Project	Year 1	Year 2	Year 3	Year 4	Year 5	Total
Paving				\$40,000		\$40,000
						\$0
Total Project Cost	\$0	\$0	\$0	\$40,000	\$0	\$40,000
Annual Cost	FY2026-27	FY2027-28	FY2028-29	FY2029-30	FY2030-31	Total
						\$0
Total Expense	\$0	\$0	\$0	\$0	\$0	\$0
Funding Source(s)	FY2026-27	FY2027-28	FY2028-29	FY2029-30	FY2030-31	Total
Maintenance - Building and Ground				\$40,000		\$40,000
						\$0
Total Revenue	\$0	\$0	\$0	\$40,000	\$0	\$40,000

Town of Farmville, Virginia
2026 Five-Year Capital Improvement Program - Capital Projects


Project: Paving - Road and Parking Lot at the Wastewater Treatment Plant

Budget:
\$110,000

Department:
Public Works

Funding Source:
Sewer Enterprise Fund

Project Manager:
Public Works Director



Project Description:

Improvements to the parking lots are warranted. This will elevate potholes, cracking, and poor pavement issues. This will enhance traffic, safety, and mobility.

Town Council Goal(s) Met:

Infrastructure – Improve and maintain the Town’s important capital assets that are critical to service, delivery, safety, and quality of life.

Project	Year 1	Year 2	Year 3	Year 4	Year 5	Total
Paving				\$110,000		\$110,000
						\$0
						\$0
Total Project Cost	\$0	\$0	\$0	\$110,000	\$0	\$110,000
Annual Cost	FY2026-27	FY2027-28	FY2028-29	FY2029-30	FY2030-31	Total
						\$0
						\$0
Total Expense	\$0	\$0	\$0	\$0	\$0	\$0
Funding Source(s)	FY2026-27	FY2027-28	FY2028-29	FY2029-30	FY2030-31	Total
Sewer Enterprise Fund				\$110,000		\$110,000
						\$0
Total Revenue	\$0	\$0	\$0	\$110,000	\$0	\$110,000

Town of Farmville, Virginia
2026 Five-Year Capital Improvement Program - Capital Projects

Project: Paving - Wilck's Lake Road (To the Island)

Budget:
\$90,000

Department:
Public Works

Funding Source:
Maintenance -
Building and Ground

Project Manager:
Public Works
Director



Project Description:

Improvements to the roadway and parking lots are warranted. This will elevate potholes, cracking, and poor pavement issues. This will enhance traffic, safety, and mobility.

Town Council Goal(s) Met:

Infrastructure – Improve and maintain the Town’s important capital assets that are critical to service, delivery, safety, and quality of life.

Project	Year 1	Year 2	Year 3	Year 4	Year 5	Total
Paving				\$90,000		\$90,000
						\$0
Total Project Cost	\$0	\$0	\$0	\$90,000	\$0	\$90,000
Annual Cost	FY2026-27	FY2027-28	FY2028-29	FY2029-30	FY2030-31	Total
						\$0
Total Expense	\$0	\$0	\$0	\$0	\$0	\$0
Funding Source(s)	FY2026-27	FY2027-28	FY2028-29	FY2029-30	FY2030-31	Total
Maintenance - Building and Ground				\$90,000		\$90,000
						\$0
Total Revenue	\$0	\$0	\$0	\$90,000	\$0	\$90,000

Town of Farmville, Virginia
2026 Five-Year Capital Improvement Program - Capital Projects

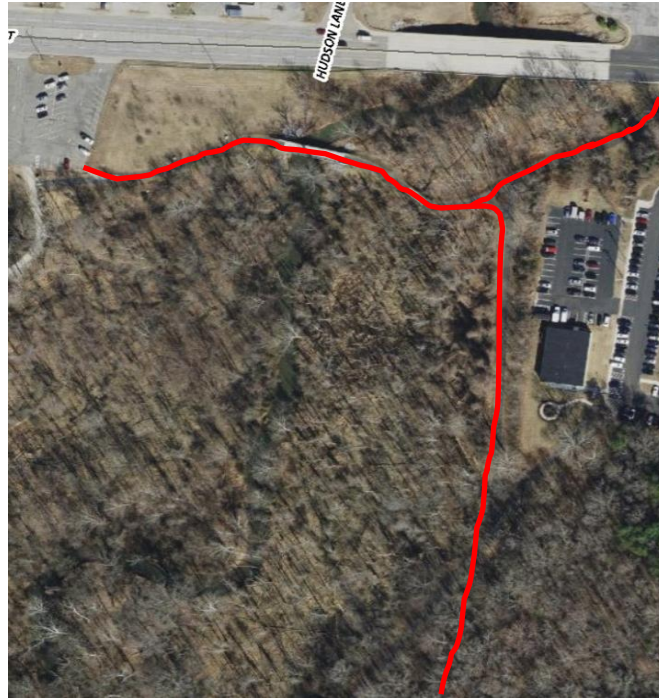
Project: **Replace Limestone on Dogwood Trail**

Budget:
\$35,000

Department:
Public Works

Funding Source:
Maintenance -
Building and Ground

Project Manager:
Public Works
Director



Project Description:

Improvements to the trails are warranted. This will elevate potholes, cracking, and poor pavement issues. This will enhance traffic, safety, and mobility.

Town Council Goal(s) Met:

Infrastructure – Improve and maintain the Town's important capital assets that are critical to service, delivery, safety, and quality of life.

Project	Year 1	Year 2	Year 3	Year 4	Year 5	Total
Limestone				\$35,000		\$35,000
						\$0
Total Project Cost	\$0	\$0	\$0	\$35,000	\$0	\$35,000
Annual Cost	FY2026-27	FY2027-28	FY2028-29	FY2029-30	FY2030-31	Total
						\$0
Total Expense	\$0	\$0	\$0	\$0	\$0	\$0
Funding Source(s)	FY2026-27	FY2027-28	FY2028-29	FY2029-30	FY2030-31	Total
Maintenance - Building and Ground				\$35,000		\$35,000
						\$0
Total Revenue	\$0	\$0	\$0	\$35,000	\$0	\$35,000

Town of Farmville, Virginia
2026 Five-Year Capital Improvement Program - Capital Projects

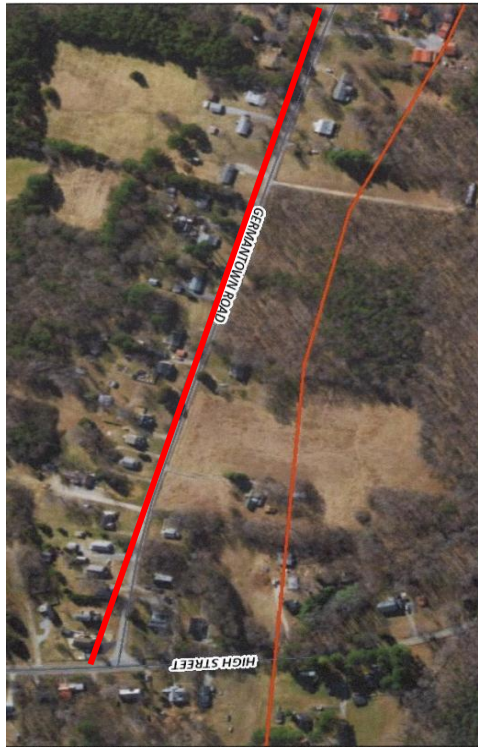
Project: **Paving - Germantown Road**

Budget:
\$160,000

Department:
Public Works

Funding Source:
Street Maintenance
Fund

Project Manager:
Public Works Director



Project Description:

Improvements to the roadway are warranted on Germantown Road. This will elevate potholes, cracking, and poor pavement issues. This will enhance traffic, safety, and mobility.

Town Council Goal(s) Met:

Infrastructure – Improve and maintain the Town’s important capital assets that are critical to service, delivery, safety, and quality of life.

Project	Year 1	Year 2	Year 3	Year 4	Year 5	Total
Paving and Milling				\$160,000		\$160,000
						\$0
						\$0
Total Project Cost	\$0	\$0	\$0	\$160,000	\$0	\$160,000
Annual Cost	FY2026-27	FY2027-28	FY2028-29	FY2029-30	FY2030-31	Total
						\$0
						\$0
Total Expense	\$0	\$0	\$0	\$0	\$0	\$0
Funding Source(s)	FY2026-27	FY2027-28	FY2028-29	FY2029-30	FY2030-31	Total
PW-Street Maintenance				\$160,000		\$160,000
						\$0
Total Revenue	\$0	\$0	\$0	\$160,000	\$0	\$160,000

Town of Farmville, Virginia
2026 Five-Year Capital Improvement Program - Capital Projects

Project: **Paving - Westhill Drive**

Budget:
\$35,000

Department:
Public Works

Funding Source:
Street Maintenance
Fund - Collector

Project Manager:
Public Works Director



Project Description:

Improvements to the roadway are warranted on Westhill Drive. This will elevate potholes, cracking, and poor pavement issues. This will enhance traffic, safety, and mobility.

Town Council Goal(s) Met:

Infrastructure – Improve and maintain the Town’s important capital assets that are critical to service, delivery, safety, and quality of life.

Project	Year 1	Year 2	Year 3	Year 4	Year 5	Total
Paving and Milling				\$35,000		\$35,000
						\$0
						\$0
Total Project Cost	\$0	\$0	\$0	\$35,000	\$0	\$35,000
Annual Cost	FY2026-27	FY2027-28	FY2028-29	FY2029-30	FY2030-31	Total
						\$0
						\$0
Total Expense	\$0	\$0	\$0	\$0	\$0	\$0
Funding Source(s)	FY2026-27	FY2027-28	FY2028-29	FY2029-30	FY2030-31	Total
PW-Street Maintenance				\$35,000		\$35,000
						\$0
Total Revenue	\$0	\$0	\$0	\$35,000	\$0	\$35,000

Town of Farmville, Virginia
2026 Five-Year Capital Improvement Program - Capital Projects

Project: **Paving - Appomattox Street**

Budget:
\$70,000

Department:
Public Works

Funding Source:
Street Maintenance
Fund - Collector

Project Manager:
Public Works Director



Project Description:

Improvements to the roadway are warranted on Appomattox Street. This will elevate potholes, cracking, and poor pavement issues. This will enhance traffic, safety, and mobility.

Town Council Goal(s) Met:

Infrastructure – Improve and maintain the Town’s important capital assets that are critical to service, delivery, safety, and quality of life.

Project	Year 1	Year 2	Year 3	Year 4	Year 5	Total
Paving and Milling				\$70,000		\$70,000
						\$0
						\$0
Total Project Cost	\$0	\$0	\$0	\$70,000	\$0	\$70,000
Annual Cost	FY2026-27	FY2027-28	FY2028-29	FY2029-30	FY2030-31	Total
						\$0
						\$0
Total Expense	\$0	\$0	\$0	\$0	\$0	\$0
Funding Source(s)	FY2026-27	FY2027-28	FY2028-29	FY2029-30	FY2030-31	Total
PW-Street Maintenance				\$70,000		\$70,000
						\$0
Total Revenue	\$0	\$0	\$0	\$70,000	\$0	\$70,000

Town of Farmville, Virginia
2026 Five-Year Capital Improvement Program - Capital Projects

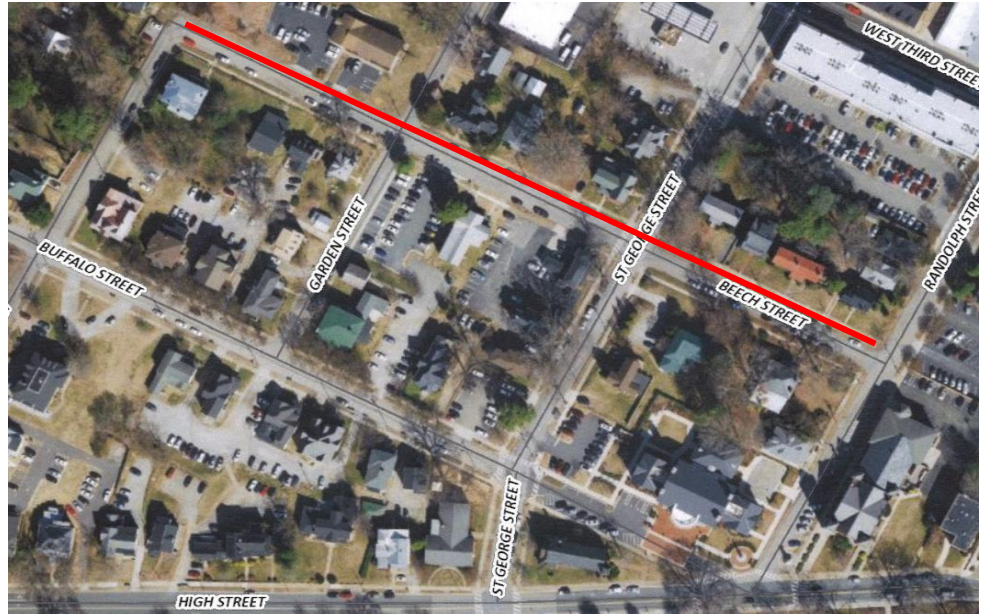
Project: **Paving - Beech Street**

Budget:
\$80,000

Department:
Public Works

Funding Source:
Street Maintenance
Fund

Project Manager:
Public Works Director



Project Description:

Improvements to the roadway are warranted on Beech Street. This will elevate potholes, cracking, and poor pavement issues. This will enhance traffic, safety, and mobility.

Town Council Goal(s) Met:

Infrastructure – Improve and maintain the Town’s important capital assets that are critical to service, delivery, safety, and quality of life.

Project	Year 1	Year 2	Year 3	Year 4	Year 5	Total
Paving and Milling				\$80,000		\$80,000
						\$0
						\$0
Total Project Cost	\$0	\$0	\$0	\$80,000	\$0	\$80,000
Annual Cost	FY2026-27	FY2027-28	FY2028-29	FY2029-30	FY2030-31	Total
PW-Street Maintenance						\$0
Capital Outlay						\$0
Total Expense	\$0	\$0	\$0	\$0	\$0	\$0
Funding Source(s)	FY2026-27	FY2027-28	FY2028-29	FY2029-30	FY2030-31	Total
PW-Street Maintenance				\$80,000		\$80,000
State of Good Repair						\$0
Total Revenue	\$0	\$0	\$0	\$80,000	\$0	\$80,000

Town of Farmville, Virginia
2025 Five-Year Capital Improvement Program - Capital Projects

Project: Paving - Buffalo Street

Budget: \$150,000

Department: Public Works

Funding Source: Street Maintenance Fund - Collector

Project Manager: Public Works Director



Project Description:

Improvements to the roadway are warranted on Buffalo Street. This will elevate potholes, cracking, and poor pavement issues. This will enhance traffic, safety, and mobility.

Town Council Goal(s) Met:

Infrastructure – Improve and maintain the Town’s important capital assets that are critical to service, delivery, safety, and quality of life.

Project	Year 1	Year 2	Year 3	Year 4	Year 5	Total
Paving and Milling				\$150,000		\$150,000
						\$0
						\$0
Total Project Cost	\$0	\$0	\$0	\$150,000	\$0	\$150,000
Annual Cost	FY2026-27	FY2027-28	FY2028-29	FY2029-30	FY2030-31	Total
						\$0
						\$0
Total Expense	\$0	\$0	\$0	\$0	\$0	\$0
Funding Source(s)	FY2026-27	FY2027-28	FY2028-29	FY2029-30	FY2030-31	Total
PW-Street Maintenance				\$150,000		\$150,000
						\$0
Total Revenue	\$0	\$0	\$0	\$150,000	\$0	\$150,000

Town of Farmville, Virginia
2026 Five-Year Capital Improvement Program - Capital Projects

Project: **Paving - Buffalo Street Ext.**

Budget:
\$90,000

Department:
Public Works

Funding Source:
Street Maintenance
Fund - Collector

Project Manager:
Public Works Director



Project Description:

Improvements to the roadway are warranted on Buffalo Street Ext. This will elevate potholes, cracking, and poor pavement issues. This will enhance traffic, safety, and mobility.

Town Council Goal(s) Met:

Infrastructure – Improve and maintain the Town’s important capital assets that are critical to service, delivery, safety, and quality of life.

Project	Year 1	Year 2	Year 3	Year 4	Year 5	Total
Paving and Milling				\$90,000		\$90,000
						\$0
						\$0
Total Project Cost	\$0	\$0	\$0	\$90,000	\$0	\$90,000
Annual Cost	FY2026-27	FY2027-28	FY2028-29	FY2029-30	FY2030-31	Total
						\$0
						\$0
Total Expense	\$0	\$0	\$0	\$0	\$0	\$0
Funding Source(s)	FY2026-27	FY2027-28	FY2028-29	FY2029-30	FY2030-31	Total
PW-Street Maintenance				\$90,000		\$90,000
						\$0
Total Revenue	\$0	\$0	\$0	\$90,000	\$0	\$90,000

Town of Farmville, Virginia
2026 Five-Year Capital Improvement Program - Capital Projects

Project: Paving - Garden Street

Budget: \$40,000

Department: Public Works

Funding Source: Street Maintenance Fund - Collector

Project Manager: Public Works Director



Project Description:

Improvements to the roadway are warranted on Garden Street. This will elevate potholes, cracking, and poor pavement issues. This will enhance traffic, safety, and mobility.

Town Council Goal(s) Met:

Infrastructure – Improve and maintain the Town’s important capital assets that are critical to service, delivery, safety, and quality of life.

Project	Year 1	Year 2	Year 3	Year 4	Year 5	Total
Paving and Milling				\$40,000		\$40,000
						\$0
						\$0
Total Project Cost	\$0	\$0	\$0	\$40,000	\$0	\$40,000
Annual Cost	FY2026-27	FY2027-28	FY2028-29	FY2029-30	FY2030-31	Total
						\$0
						\$0
Total Expense	\$0	\$0	\$0	\$0	\$0	\$0
Funding Source(s)	FY2026-27	FY2027-28	FY2028-29	FY2029-30	FY2030-31	Total
PW-Street Maintenance				\$40,000		\$40,000
State of Good Repair						\$0
Total Revenue	\$0	\$0	\$0	\$40,000	\$0	\$40,000

Town of Farmville, Virginia
2026 Five-Year Capital Improvement Program - Capital Projects

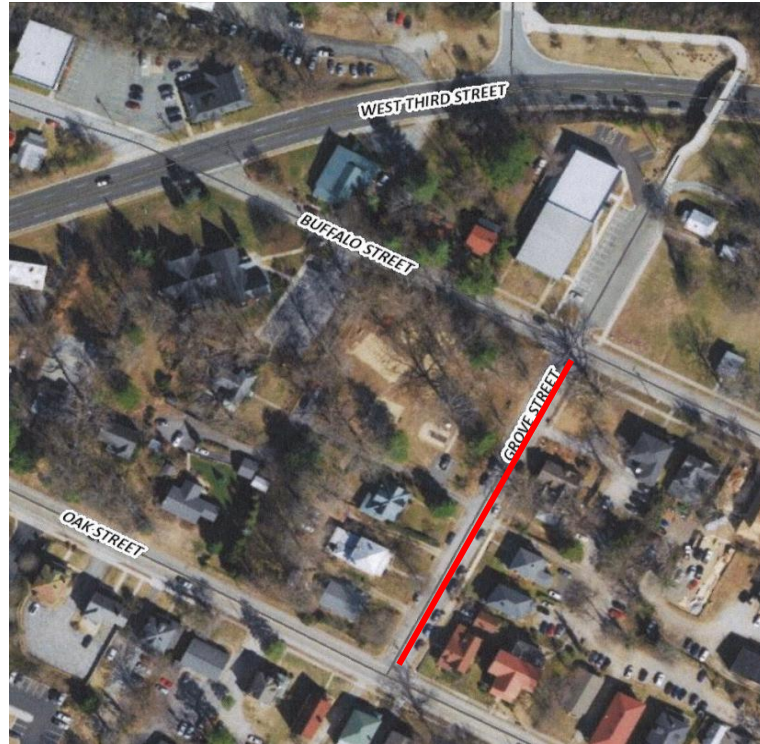
Project: **Paving - Grove Street**

Budget:
\$60,000

Department:
Public Works

Funding Source:
Street Maintenance
Fund

Project Manager:
Public Works Director



Project Description:

Improvements to the roadway are warranted on Grove Street. This will elevate potholes, cracking, and poor pavement issues. This will enhance traffic, safety, and mobility.

Town Council Goal(s) Met:

Infrastructure – Improve and maintain the Town’s important capital assets that are critical to service, delivery, safety, and quality of life.

Project	Year 1	Year 2	Year 3	Year 4	Year 5	Total
Paving and Milling				\$60,000		\$60,000
						\$0
						\$0
Total Project Cost	\$0	\$0	\$0	\$60,000	\$0	\$60,000
Annual Cost	FY2026-27	FY2027-28	FY2028-29	FY2029-30	FY2030-31	Total
						\$0
						\$0
Total Expense	\$0	\$0	\$0	\$0	\$0	\$0
Funding Source(s)	FY2026-27	FY2027-28	FY2028-29	FY2029-30	FY2030-31	Total
PW-Street Maintenance				\$60,000		\$60,000
						\$0
Total Revenue	\$0	\$0	\$0	\$60,000	\$0	\$60,000

Town of Farmville, Virginia
2026 Five-Year Capital Improvement Program - Capital Projects

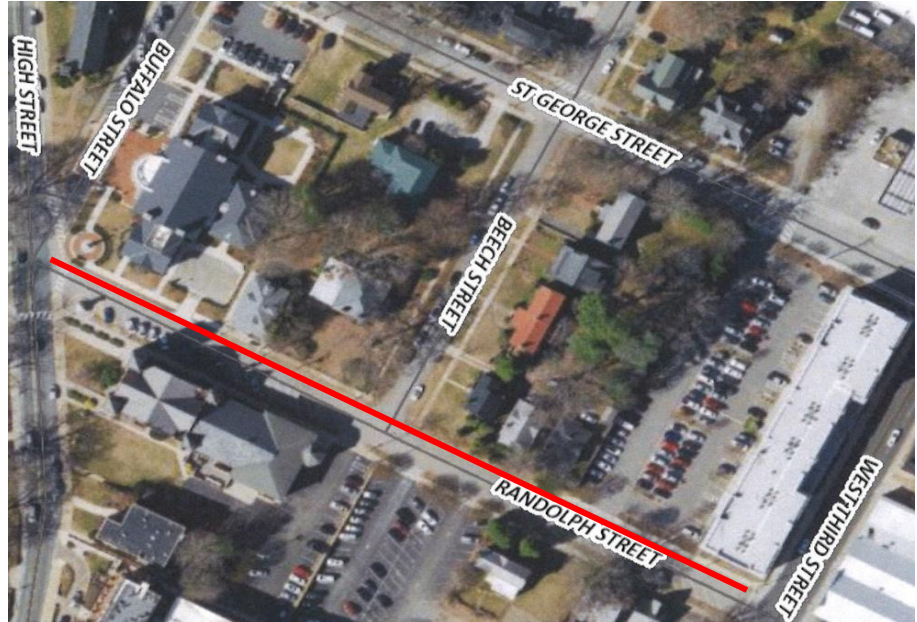
Project: Paving - Randolph Street

Budget: \$90,000

Department: Public Works

Funding Source: Street Maintenance Fund

Project Manager: Public Works Director



Project Description:

Improvements to the roadway are warranted on Randolph Street. This will elevate potholes, cracking, and poor pavement issues. This will enhance traffic, safety, and mobility.

Town Council Goal(s) Met:

Infrastructure – Improve and maintain the Town’s important capital assets that are critical to service, delivery, safety, and quality of life.

Project	Year 1	Year 2	Year 3	Year 4	Year 5	Total
Paving and Milling				\$90,000		\$90,000
						\$0
						\$0
Total Project Cost	\$0	\$0	\$0	\$90,000	\$0	\$90,000
Annual Cost	FY2026-27	FY2027-28	FY2028-29	FY2029-30	FY2030-31	Total
						\$0
						\$0
Total Expense	\$0	\$0	\$0	\$0	\$0	\$0
Funding Source(s)	FY2026-27	FY2027-28	FY2028-29	FY2029-30	FY2030-31	Total
PW-Street Maintenance				\$90,000		\$90,000
						\$0
Total Revenue	\$0	\$0	\$0	\$90,000	\$0	\$90,000

Town of Farmville, Virginia
2026 Five-Year Capital Improvement Program - Capital Projects

Project: **Paving - St. George Street**

Budget:
\$76,000

Department:
Public Works

Funding Source:
Street Maintenance
Fund

Project Manager:
Public Works Director



Project Description:

Improvements to the roadway are warranted on St. George Street. This will elevate potholes, cracking, and poor pavement issues. This will enhance traffic, safety, and mobility.

Town Council Goal(s) Met:

Infrastructure – Improve and maintain the Town’s important capital assets that are critical to service, delivery, safety, and quality of life.

Project	Year 1	Year 2	Year 3	Year 4	Year 5	Total
Paving and Milling				\$76,000		\$76,000
						\$0
						\$0
Total Project Cost	\$0	\$0	\$0	\$76,000	\$0	\$76,000
Annual Cost	FY2025-26	FY2026-27	FY2027-28	FY2028-29	FY2029-30	Total
						\$0
						\$0
Total Expense	\$0	\$0	\$0	\$0	\$0	\$0
Funding Source(s)	FY2025-26	FY2026-27	FY2027-28	FY2028-29	FY2029-30	Total
PW-Street Maintenance				\$76,000		\$76,000
						\$0
Total Revenue	\$0	\$0	\$0	\$76,000	\$0	\$76,000

Town of Farmville, Virginia
2026 Five-Year Capital Improvement Program - Capital Projects

Project: **Paving - Downtown Areas with Concrete**

Budget:
\$710,000

Department:
Public Works

Funding Source:
Street Maintenance
Fund

Project Manager:
Public Works Director



Project Description:

Pave all downtown areas that have concrete. This will elevate potholes, cracking, and poor pavement issues. This will enhance traffic, safety, and mobility. Areas include: North Main Street from Depot Street to South Main Street at Gross Street, and East Third Street and West Third Street at Main Street about 50' on each side of Main Street. 1st Option: Grind surface to make smooth, but it will not fixed cracked areas or bad places in concrete. Cost \$10-\$12 sq. yard. 2700 yards x 260 yard.

Town Council Goal(s) Met:

Infrastructure – Improve and maintain the Town’s important capital assets that are critical to service, delivery, safety, and quality of life.

Project	Year 1	Year 2	Year 3	Year 4	Year 5	Total
Paving				\$710,000		\$710,000
						\$0
						\$0
Total Project Cost	\$0	\$0	\$0	\$710,000	\$0	\$710,000
Annual Cost	FY2026-27	FY2027-28	FY2028-29	FY2029-30	FY2030-31	Total
						\$0
						\$0
Total Expense	\$0	\$0	\$0	\$0	\$0	\$0
Funding Source(s)	FY2026-27	FY2027-28	FY2028-29	FY2029-30	FY2030-31	Total
PW-Street Maintenance				\$710,000		\$710,000
State of Good Repair						\$0
Total Revenue	\$0	\$0	\$0	\$710,000	\$0	\$710,000

Town of Farmville



2030 - 2031

Town of Farmville, Virginia
2026 Five-Year Capital Improvement Program - Capital Projects

Project: **Salt Storage Building**

Budget:
\$70,000

Department:
Public Works

Funding Source:
Buildings and Grounds
Maintenance

Project Manager:
Public Works Director



Project Description:

The current salt storage area is not covered, resulting in clumping. This causes problems during snow removal. In addition, salt continues to run off the site into a nearby storm drain due to the inadequate storage area. This facility will protect the salt from the elements while keeping the salt on-site.

Town Council Goal(s) Met:

Infrastructure – Improve and maintain the Town’s critical capital assets that support service delivery, safety, and quality of life.

Project	Year 1	Year 2	Year 3	Year 4	Year 5	Total
Salt Storage Building					\$70,000	\$70,000
						\$0
						\$0
Total Project Cost	\$0	\$0	\$0	\$0	\$70,000	\$70,000
Annual Cost	FY2026-27	FY2027-28	FY2028-29	FY2029-30	FY2030-31	Total
						\$0
						\$0
Total Expense	\$0	\$0	\$0	\$0	\$0	\$0
Funding Source(s)	FY2026-27	FY2027-28	FY2028-29	FY2029-30	FY2030-31	Total
General Fund					\$70,000	\$70,000
						\$0
Total Revenue	\$0	\$0	\$0	\$0	\$70,000	\$70,000

Town of Farmville, Virginia
2026 Five-Year Capital Improvement Program - Capital Projects

Project: **Traffic Signal Equipment Replacement**

Budget:
\$55,000

Department:
Public Works

Funding Source:
Street Maintenance
Fund - Arterial

Project Manager:
Public Works Director



Project Description:

Replacing two video detection systems and two conflict monitors at the intersections of Wynne Drive / Main Street and South Street / E Third Street

Town Council Goal(s) Met:

Infrastructure – Improve and maintain the Town’s important capital assets that are critical to service, delivery, safety, and quality of life.

Project	Year 1	Year 2	Year 3	Year 4	Year 5	Total
2 - Conflict Monitors					\$5,000	\$5,000
2 - Video Detection System					\$50,000	\$50,000
						\$0
						\$0
Total Project Cost	\$0	\$0	\$0	\$0	\$55,000	\$55,000
Annual Cost	FY2026-27	FY2027-28	FY2028-29	FY2029-30	FY2030-31	Total
						\$0
						\$0
Total Expense	\$0	\$0	\$0	\$0	\$0	\$0
Funding Source(s)	FY2026-27	FY2027-28	FY2028-29	FY2029-30	FY2030-31	Total
Street Maintenance Fund - Arterial					\$55,000	\$55,000
						\$0
Total Revenue	\$0	\$0	\$0	\$0	\$55,000	\$55,000

Town of Farmville, Virginia
2026 Five-Year Capital Improvement Program - Capital Projects

Project: **Paving - Public Works Parking Lot**

Budget:
\$120,000

Department:
Public Works

Funding Source:
Maintenance - Building
and Ground

Project Manager:
Public Works Director



Project Description:

Improvements to the parking lots are warranted. This will elevate potholes, cracking, and poor pavement issues. This will enhance traffic, safety, and mobility.

Town Council Goal(s) Met:

Infrastructure – Improve and maintain the Town’s important capital assets that are critical to service, delivery, safety, and quality of life.

Project	Year 1	Year 2	Year 3	Year 4	Year 5	Total
Paving					\$120,000	\$120,000
						\$0
						\$0
Total Project Cost	\$0	\$0	\$0	\$0	\$120,000	\$120,000
Annual Cost	FY2026-27	FY2027-28	FY2028-29	FY2029-30	FY2030-31	Total
Maintenance - Building and Ground						\$0
						\$0
Total Expense	\$0	\$0	\$0	\$0	\$0	\$0
Funding Source(s)	FY2026-27	FY2027-28	FY2028-29	FY2029-30	FY2030-31	Total
Maintenance - Building and Ground					\$120,000	\$120,000
						\$0
Total Revenue	\$0	\$0	\$0	\$0	\$120,000	\$120,000

Town of Farmville, Virginia
2026 Five-Year Capital Improvement Program - Capital Projects

Project: Paving - Parking Lots at Various Locations

Budget:
\$140,000

Department:
Public Works

Funding Source:
Maintenance - Building
and Ground

Project Manager:
Public Works Director



Project Description:

Improvements to the parking lots are warranted to address potholes, cracking, and poor pavement issues, enhancing safety and mobility.

Town Council Goal(s) Met:

Infrastructure – Improve and maintain the Town’s important capital assets that are critical to service, delivery, safety, and quality of life.

Project	Year 1	Year 2	Year 3	Year 4	Year 5	Total
Paving - Various Parks					\$140,000	\$140,000
Parking Lots						\$0
						\$0
Total Project Cost	\$0	\$0	\$0	\$0	\$140,000	\$140,000
Annual Cost	FY2026-27	FY2027-28	FY2028-29	FY2029-30	FY2030-2031	Total
						\$0
						\$0
Total Expense	\$0	\$0	\$0	\$0	\$0	\$0
Funding Source(s)	FY2026-27	FY2027-28	FY2028-29	FY2029-30	FY2030-2031	Total
General Fund					\$140,000	\$140,000
						\$0
Total Revenue	\$0	\$0	\$0	\$0	\$140,000	\$140,000

Town of Farmville, Virginia
2026 Five-Year Capital Improvement Program - Capital Projects

Project: **Repair Rip Rap on the Sarah Terry Trail**

Budget:
 \$20,000

Department:
 Public Works

Funding Source:

 Maintenance -
 Building and Ground

Project Manager:

 Public Works
 Director



Project Description:

Repairs are warranted on the trail to elevate potholes, cracking, erosion. This will provide a safe environment for people to walk.

Town Council Goal(s) Met:

Recreation and Cultural Activities – Take actions to further develop and promote Farmville as the regional hub for recreation and cultural activities.

Project	Year 1	Year 2	Year 3	Year 4	Year 5	Total
Rip Rap					\$20,000	\$20,000
						\$0
Total Project Cost	\$0	\$0	\$0	\$0	\$20,000	\$20,000
Annual Cost	FY2025-26	FY2026-27	FY2027-28	FY2028-29	FY2029-30	Total
Maintenance - Building and Ground					\$20,000	\$20,000
Total Expense	\$0	\$0	\$0	\$0	\$20,000	\$20,000
Funding Source(s)	FY2025-26	FY2026-27	FY2027-28	FY2028-29	FY2029-30	Total
General Fund					\$20,000	\$20,000
						\$0
Total Revenue	\$0	\$0	\$0	\$0	\$20,000	\$20,000

Town of Farmville



Airport Five-Year Capital Improvement Plan

AIRPORT CAPITAL IMPROVEMENT PLAN: 2026-2031

FARMVILLE REGIONAL AIRPORT
FARMVILLE, VIRGINIA

SPONSOR: TOWN OF FARMVILLE

NPIAS NO.: 3-51-0015

March 26, 2026

FEDERAL FISCAL YEAR	STATE & TOWN FISCAL YEAR	NPE AVAIL	AIG AVAIL (EST.)	PROJECT DESCRIPTION	FUNDING RATIO			TOTAL	FAA AIP	FAA ILJA / AIG	DOAV CIP	DOAV F&E	LOCAL
					FAA	DOAV	LOCAL						
CURRENT 2026	2027	\$ 450,000	\$ 376,300	Replace PAPIs (CO) (ILJA) Replace PAPIs (CO) (AIP)	95% 95%	4% 4%	1% 1%	\$396,105 \$178,895	\$0 \$169,950	\$376,300 \$0	\$15,844 \$7,156	\$0 \$0	\$3,961 \$1,789
				FFY 2026 TOTAL				\$575,000	\$169,950	\$376,300	\$23,000	\$0	\$5,750
YEAR 1 2027	2028	\$ 430,050	\$ -	Construct Parallel TW (DD) (AIP) Construct Fuel Farm (DD) Obstruction Removal	90% 0% 0%	8% 67% 80%	2% 33% 20%	\$450,000 \$200,000 \$200,000	\$405,000 \$0 \$0	\$0 \$0 \$0	\$36,000,000 \$134,000 \$160,000	\$0 \$0 \$0	\$9,000 \$66,000 \$40,000
				FFY 2027 TOTAL:				\$850,000	\$405,000	\$0	\$330,000	\$0	\$115,000
YEAR 2 2028	2029	\$ 175,050	\$ -	Construct Fuel Farm (CO) Install Localizer Runway 3	0% 0%	11% 96%	89% 4%	\$1,500,000 \$400,000	\$0 \$0	\$0 \$0	\$166,000 \$0	\$0 \$384,000	\$1,334,000 \$16,000
				FFY 2028 TOTAL:				\$1,900,000	\$0	\$0	\$166,000	\$384,000	\$1,350,000
YEAR 3 2029	2030	\$ 325,050	\$ -	Construct Parallel TW - Phase 1 (CO)	90%	8%	2%	\$4,500,000	\$4,050,000	\$0	\$360,000	\$0	\$90,000
				FFY 2029 TOTAL:				\$4,500,000	\$4,050,000	\$0	\$360,000	\$0	\$90,000
YEAR 4 2030	2031	\$ 150,000	\$ -	Construct Parallel TW - Phase 2 (CO)	90%	8%	2%	\$7,000,000	\$6,300,000	\$0	\$560,000	\$0	\$140,000
				FFY 2030 TOTAL:				\$7,000,000	\$6,300,000	\$0	\$560,000	\$0	\$140,000
YEAR 5 2031	2032	\$ 150,000	\$ -	Crack Seal and Remark Runway and Apron (DD/CO) Construct Apron (DD)	90% 90%	8% 8%	2% 2%	\$300,000 \$200,000	\$270,000 \$180,000	\$0 \$0	\$24,000 \$16,000	\$0 \$0	\$6,000 \$4,000
				FFY 2030 TOTAL:				\$500,000	\$450,000	\$0	\$40,000	\$0	\$10,000
				PLANNING CYCLE TOTALS:				\$15,211,000	\$10,924,950	\$553,000	\$1,606,440	\$384,000	\$1,742,610

(DD) Design & Development
(CO) Construction

Anticipated ILJA Funding	
2022	\$ 110,000 under grant by 9/30/25
2023	\$ 113,000 under grant by 9/30/26
2024	\$ 113,000 under grant by 9/30/27
2025	\$ 108,000 under grant by 9/30/28
2026 (Est.)	\$ 109,000 under grant by 9/30/29
Total	\$ 553,000 Estimated